

Technical Specifications

Small
96511 - One-piece panel only See p.5 for configurations

Compatible with:
• Inspiration Plus Lectern - 55411

Medium
96512 - Two-piece "split" panels (shown above) (2 included) See p.3 for configurations
96504 - One-piece panel see p.5

Compatible with:
• Freedom XRS Elite Lectern - 55418
• MM Series - Compact Lectern - 55212
• MM Series - Link Lectern - 55115

Large
96513 - Two-piece "split" panels (shown above) (2 included) See p.3 for configurations
96507 - One-piece panel see p.5

Compatible with:
• Freedom One eLift Lectern - 55542
• Honors Lectern - 55178
• Media Manager Elite Lectern - 55153

XL
96514 - Two-piece "split" panels (shown above) (2 included) See p.3 for configurations
96510 - One-piece panel see p.5

Compatible with:
• MM Series - Director Lectern - 55213

Panels available for standard Spectrum overbridges provide the ability to easily mount presentation controllers and other devices. Flexible, modular design simplifies adaptation to technology changes or upgrades.

Features and Benefits

- Modular design provides easy lectern customization using interchangeable panels with common standard cutouts
- One or two-piece panels available
- Symmetrical panels are easily removable with two screws and can be rotated 180° to place cutouts on left or right-side
- Connector bracket easily joins two-piece panels together
- Blank panels can be used for custom cutouts
- Scratch, impact, fingerprint-resistant, high-pressure textured laminate face
- 2" grommet(s) for cord pass-through
- Includes installation hardware
- Warranted to be free of all defects in materials and workmanship for 10 years
- Designed and assembled in Chippewa Falls, WI, USA

Construction

- Overbridge panels are constructed from 3/4" thick composite board with high-pressure textured laminate (standard black) on one face, and a balancing phenolic backer on the opposing face
- Connector bracket is 16-gauge steel finished with a scratch-resistant powder coat epoxy

Note: Overbridge panels with standard cutouts have been designed for many of the currently available devices on the market. Custom cutouts are available, but should be reviewed by Spectrum to ensure clearance of brackets, keyboard slides, or other objects under the worksurface.

Contact Spectrum to specify cutout size(s) and location(s).

Cutouts can be made in the blank insert panel by the customer after the lectern has been purchased, but are only recommended within the maximum cutout areas shown.

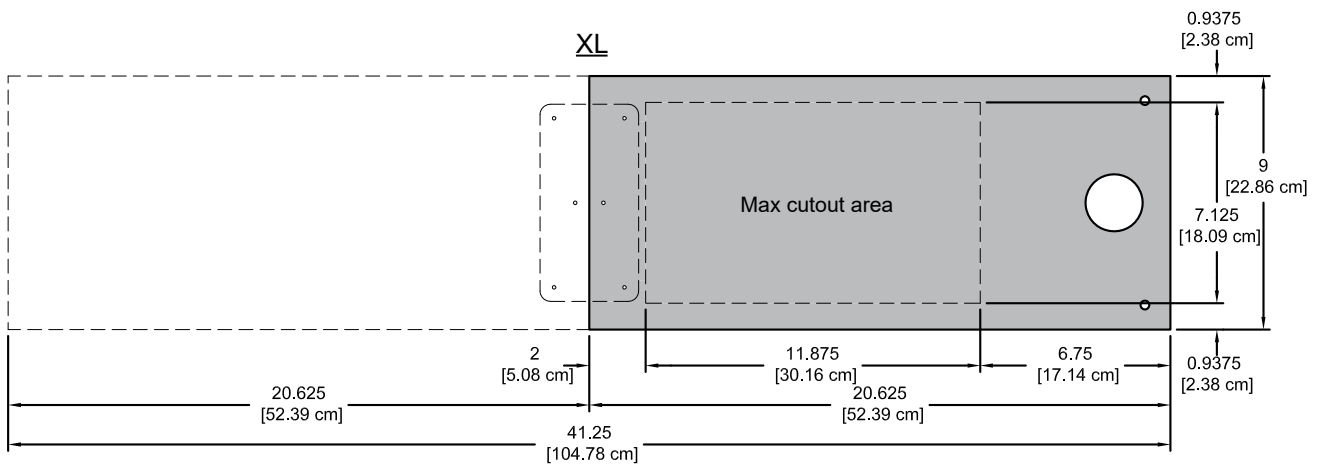
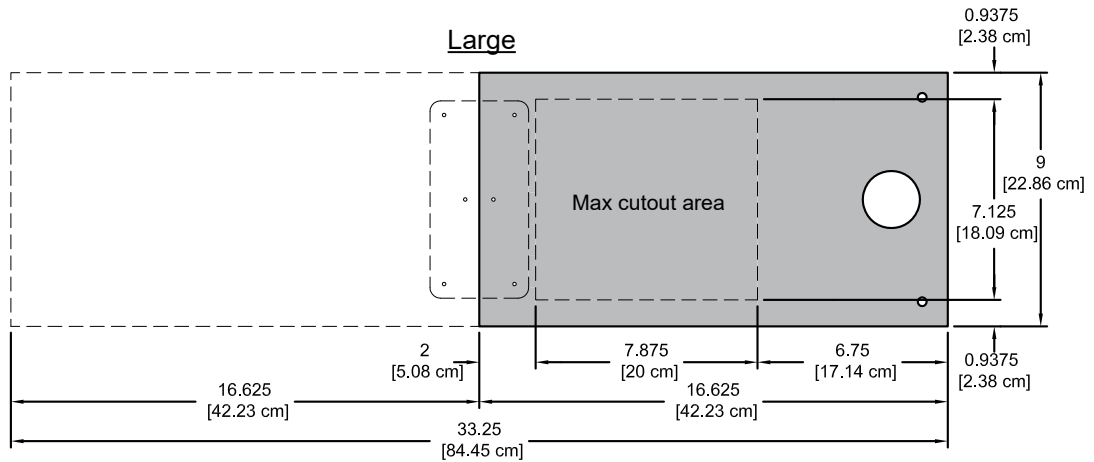
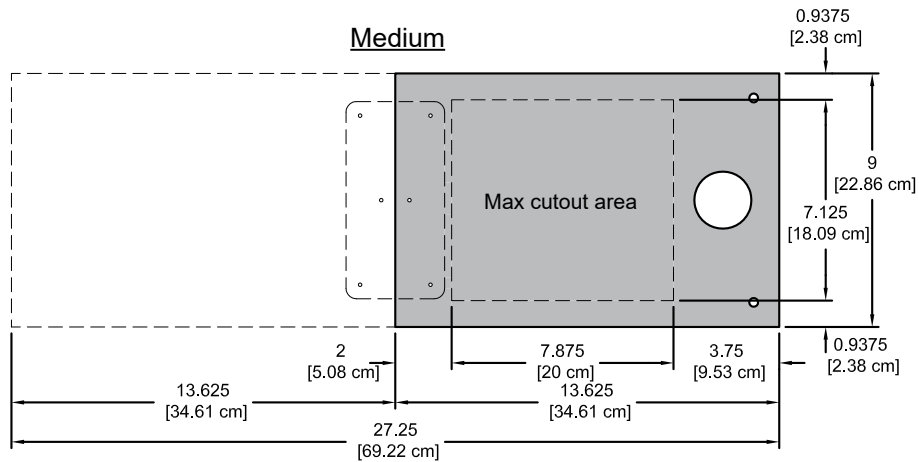
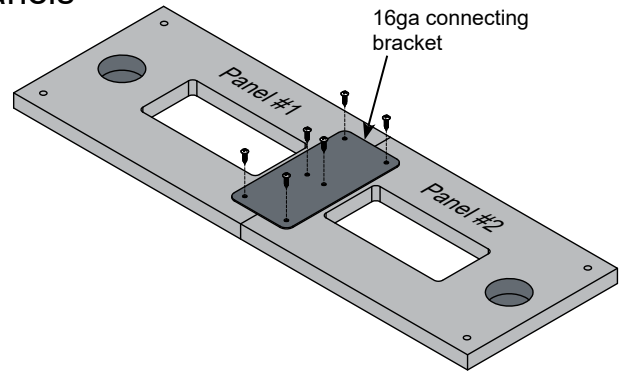
Note: While some panels may work with older Spectrum "legacy" products, Spectrum only recommends using these panels with the specific compatible products listed above.

2-piece "split" panels








































2-piece panels are used when:

- One or more cutouts are needed
- Frequent device changes or upgrades are anticipated

Note: Symmetrical panels are easily removable with two screws and can be rotated 180° to place cutouts on left or right-side.



Two-piece "split" panel configurations (standard cutouts available)

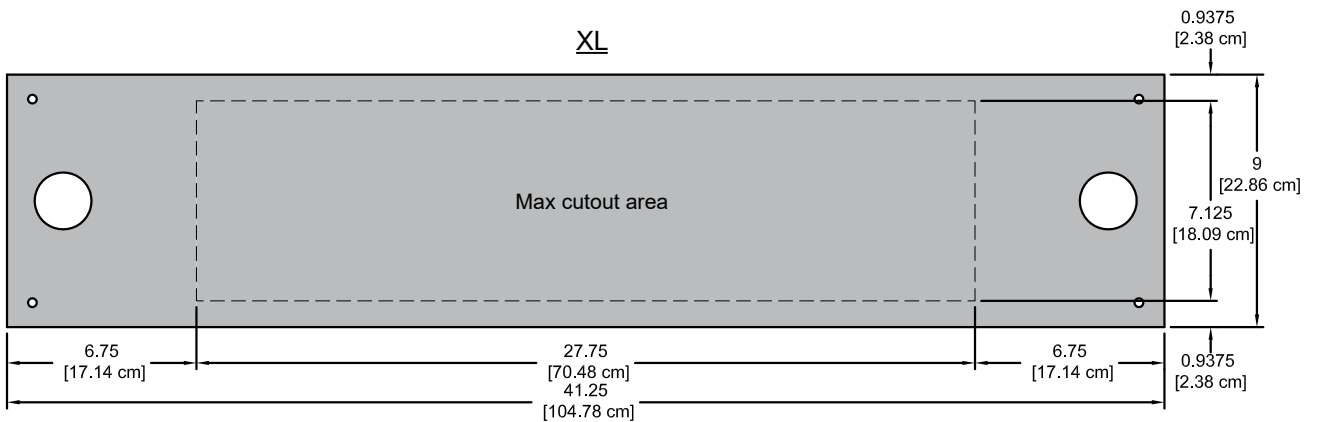
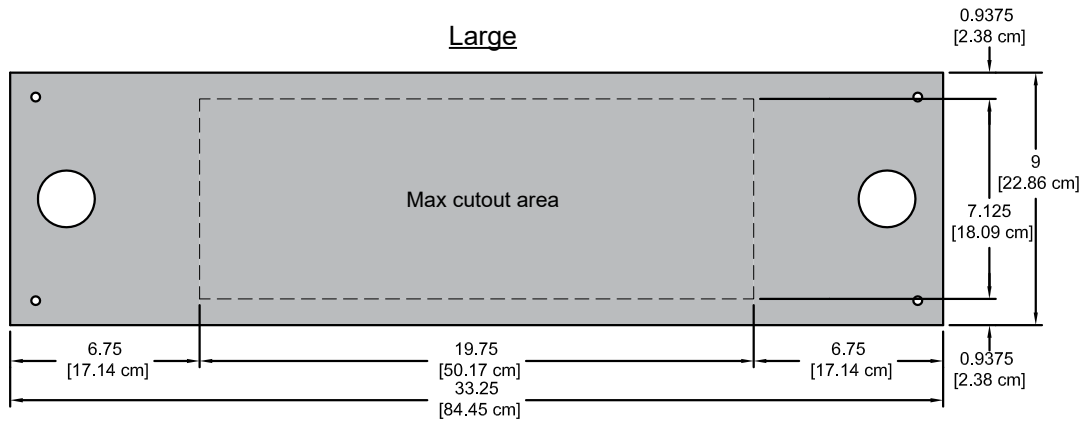
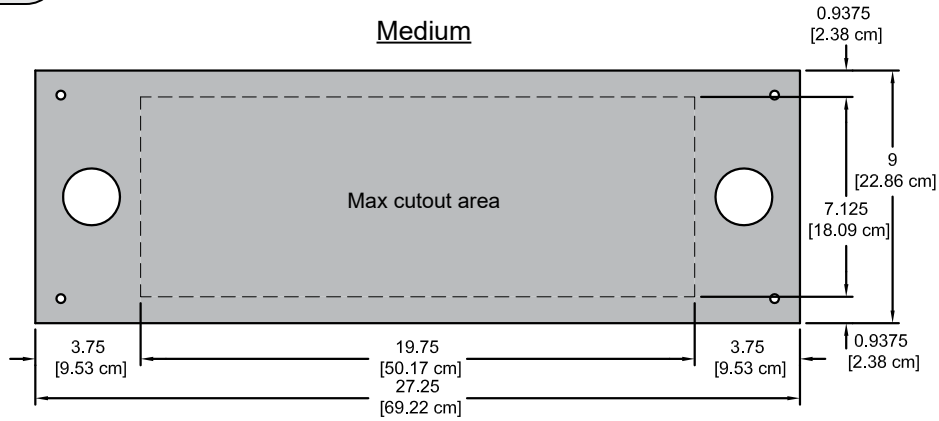
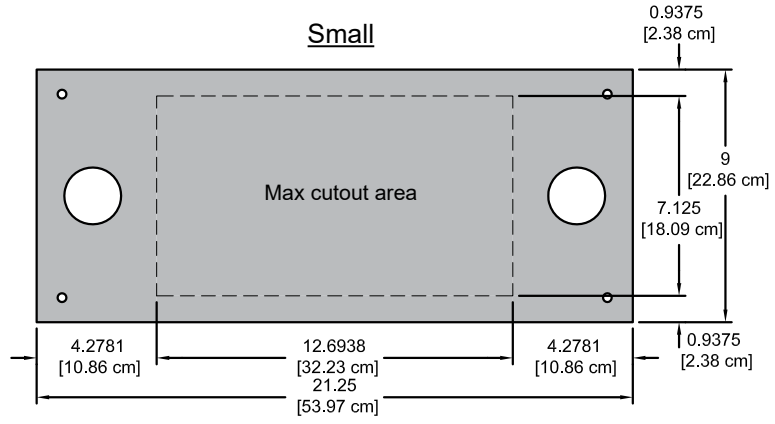
Device	Cutout Size (in.)		Overbridge Size				
	L X W ↔ ↑		Medium - 96512 (1 of 2)	Large - 96513 (1 of 2)	XL - 96514 (1 of 2)		
Misc	Blank		 0120387	 0120388	 0120389		
	Power Module (new) <small>Power module included & installed on configured lecterns only. Power module <u>not</u> included with replacement panels.</small>	5.65 x 1.65	 0143848	 0143859	 0143867		
	Cove Module <small>Cove module included & installed on configured lecterns only. Cove module <u>not</u> included with replacement panels.</small>	5.25 x 2	 0120703	 0120714	 0120725		
Extron® / Crestron®	Extron® CC202 Crestron® FT2-202	7 x 3.25	 0120693	 0120704	 0120715		
	Extron® CC500 Crestron® FT2-500	5.75 x 5.75	 0120694	 0120705	 0120716		
	Extron® CC700 Crestron® FT2-700	7.125 x 5.75	 0120695	 0120706	 0120717		
	TLP 350MV	5.781 x 3.875	 0120696	 0120707	 0120718		
	TLP Pro 320M	5.51 x 3.82	 0120697	 0120708	 0120719		
	TLP Pro 520M						
	TLP Pro 720M	7.5 x 5.813	 0120698	 0120709	 0120720		
	MLC226 IP	5.4 x 2.9	 0120699	 0120710	 0120721		
	MLC226 IP DV+	9.375 x 3.875	 0120700	 0120711	 0120722		
	MLC226 IP AAP						
	AAP 104	7.25 x 2.93	 0120701	 0120712	 0120723		
	Crestron®	TSW-570 TSW-760 TSW-770	TSW-1060 TSW-1070	3.75 x 2.375	 0120702	 0120713	 0120724

1-piece panels

















A 1-piece panel is used when:

- one or more cutouts are needed
- a larger (wider) cutout is needed
- a centered cutout is needed
- a cutout will interfere with the connecting bracket on a 2-piece overbridge panel

Note: Symmetrical panels are easily removable with two screws and can be rotated 180° to place cutouts on left or right-side.



One-piece panel configurations (standard cutouts available)

Device	Cutout Size		Overbridge Size			
	L X W ↔ ↓		Small - 96511 (1-piece panel)	Medium - 96504 (1-piece panel)	Large - 96507 (1-piece panel)	XL - 96510 (1-piece panel)
Misc	Blank		 (96501) 0113093	 (96504) 0113504	 (96507) 0113457	 (96510) 0119976
	Power Module (new)	5.65 x 1.65	 0143928			
	Cove Module	5.25 x 2	 0120692			
Extron® / Crestron®	Extron® CC202 Crestron® FT2-202	7 x 3.25	 0120682			
	Extron® CC500 Crestron® FT2-500	5.75 x 5.75	 0120683			
	Extron® CC700 Crestron® FT2-700	7.125 x 5.75	 0120684			
Extron®	TLP 350MV	5.781 x 3.875	 0120685			
	TLP Pro 320M	5.51 x 3.82	 0120686			
	TLP Pro 520M					
	TLP Pro 720M	7.5 x 5.813	 0120687			
	MLC226 IP	5.4 x 2.9	 0120688			
	MLC226 IP DV+	9.375 x 3.875	 0120689			
	MLC226 IP AAP					
	AAP 104	7.25 x 2.93	 0120690			
Crestron®	TSW-570 TSW-760 TSW-770	TSW-1060 TSW-1070	3.75 x 2.375	 0120691		

Custom
Contact Spectrum
to order

Warranty

We will make it right for you!

Thanks for choosing Spectrum! Spectrum is committed to provide complete customer satisfaction. Each of our products is manufactured from the best materials available and each product is stringently monitored throughout the production process through our P.A.C.E. program (Product Assurance to meet Customer Expectations).

We expressly warrant that Spectrum products will be of good quality and workmanship and free from defect for the period set out in the warranty from the date of delivery.

For a listing of all product specific warranty terms please visit our website at:

<https://www.spectrumfurniture.com/en/resources/purchasing-terms-warranty>

1-800-235-1262

Toll-free HELPLINE

spectrum@spectrumfurniture.com



Spectrum Industries is Certified ISO 9001:2015