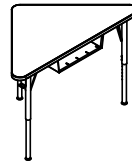
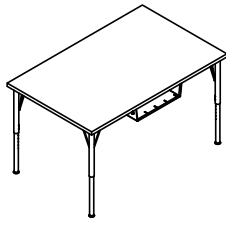
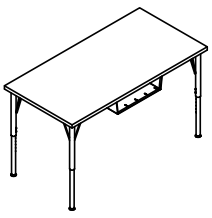


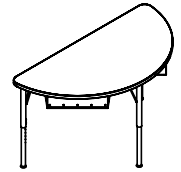
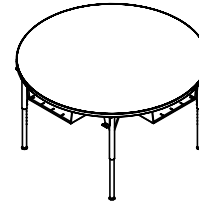
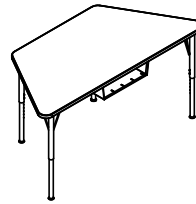
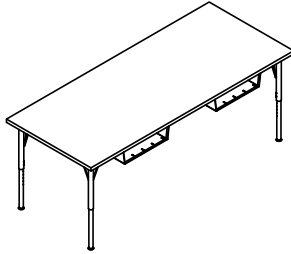
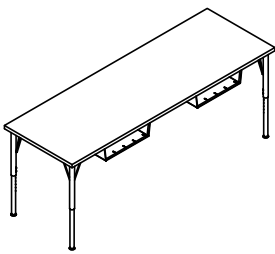
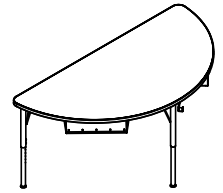
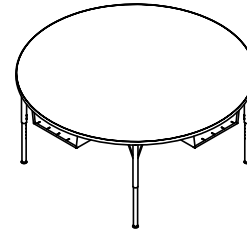

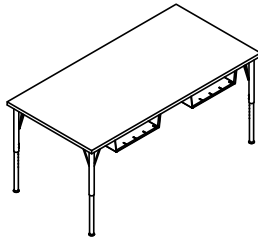
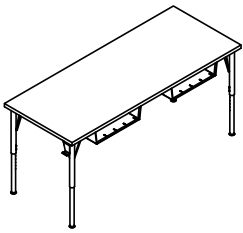
## Technical Specifications

|                   | Product # |
|-------------------|-----------|
| Rectangular table | 37320     |
| Round table       | 37321     |
| Half-round table  | 37322     |
| Trapezoid table   | 37323     |
| Triangular table  | 37368     |

Discounts available in bulk pack quantities of 8 or more. Contact Spectrum for more information.



Triangular



Rectangular

Trapezoid

Round

Half-round

Spectrum's Aspire Tables were designed with room reconfiguration in mind. These durable, all-purpose tables are designed for use in a wide variety of applications such as classrooms, training/conference rooms, and computer labs. Optional casters provide quick and easy reconfiguring of any room.

Tables shown with optional trays and backpack hanger brackets.

## Features and Benefits

- Available in 72", 60", 48", and 32" wide versions
- Available in 30" or 24" depths
- Rectangular, round, half-round, triangular, and trapezoid worksurface shapes available
- Steel legs provide 9" of height adjustment
- Available with stationary glides or locking casters for easy room reconfiguration
- Scratch and impact-resistant high-pressure laminate worksurface
- Steel worksurface brace provides support and minimizes flexing (all sizes)
- Matching vinyl edge trim on worksurface edges (some laminate choices use non-matching edge trim)
- Optional hanger bracket provides a place to hang backpacks or purses
- Optional tray provides storage under worksurface for supplies

- Standard laminate colors available to match existing furniture
- Table ships "knocked-down" for lower shipping costs and can be easily assembled at the final location
- Warranted to be free of all defects in materials and workmanship for 10 years
- Designed and assembled in Chippewa Falls, WI, USA

### Color Options

Worksurface laminate:



Wild Cherry (CH)



Fusion Maple (FM)



Graphite Talc (GT)

Metal adjustable leg:



Black upper, chrome lower

Matching edgeband

Black edgeband

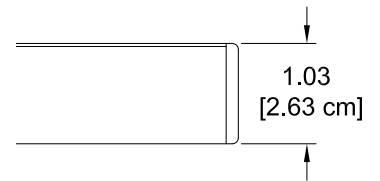
### Ordering Instructions

Spectrum has designed this product to receive the useful options shown here. To ensure your options are ordered correctly please call 1-800-235-1262.

# Construction

- The worksurface is constructed from 1" thick composite board with .030" [.762mm] high-pressure laminate on one face, and a balancing backer on the opposing face
- Worksurface edges are covered with vinyl edgeband
- The formed worksurface brace is 14-gauge steel
- All metal components are finished with a scratch-resistant powder coat epoxy
- All tables are shipped knocked-down (KD) and require assembly
- Bulk packaging available for quantities of 8 or more. Access to a truck-height loading dock, forklift, liftgate truck, or other means of unloading a heavy shipment is needed.

Worksurface edge



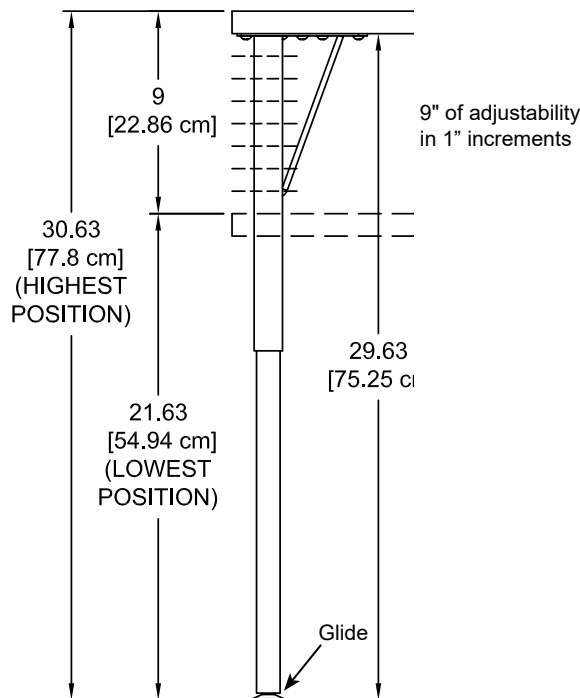
# Specifications

|   |   |  |
|---|---|--|
| Worksurface height ( <i>adjustable legs</i> ) | 23.7" - 32.7"H [60.13 - 82.98 cm] (w/ casters)<br>21.4" - 30.4"H [54.25 - 77.11 cm] (w/ glides)   | (9" of adjustability in 1" increments) |
| Casters ( <i>caster-versions only</i> )       | Hard polyurethane, with brake<br>Weight capacity: N/A   |  |
| ADA-compliance*                               | 1 ADA seat per table<br><i>*Minimum ADA guidelines for knee clearances are 30"W x 19"D x 27"H</i>   |  |
| Certifications / Compliance                   | <ul style="list-style-type: none"> <li>• SCS Indoor Advantage</li> <li>• Meets or exceeds applicable ANSI-BIFMA test standards</li> </ul>   |  |
| Shipping                                      | <i>Bulk packaging available for quantities of 8 or more. Access to a truck-height loading dock, forklift, liftgate truck, or other means of unloading a heavy shipment is needed. Note: Weights of bulk packed tables will vary</i> |  |

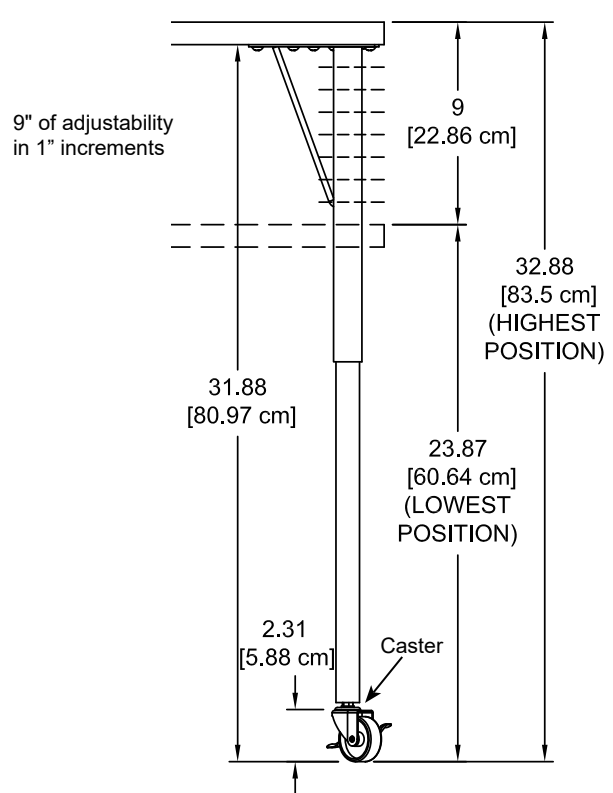
Specifications subject to change without notice

## Adjustable legs

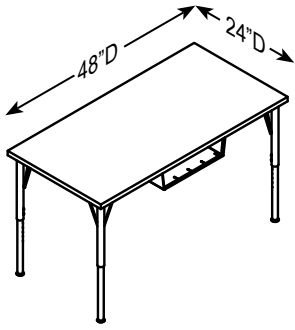
| Order Code |                           | Unit weight (nominal)    |
|------------|---------------------------|--------------------------|
| <b>5</b>   | Adjustable legs w/ glides | 10 lb [4.5 kg] (per leg) |



| Order Code |                            | Unit weight (nominal)    |
|------------|----------------------------|--------------------------|
| <b>6</b>   | Adjustable legs w/ casters | 10 lb [4.5 kg] (per leg) |

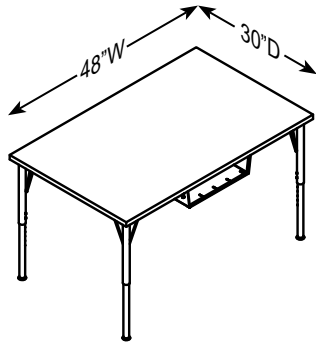


(Shown with optional trays)

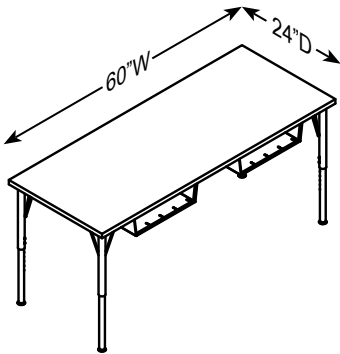


| Order Code | Size        |             | Unit weight (nominal) | Shipping weight (nominal) |
|------------|-------------|-------------|-----------------------|---------------------------|
| <b>A</b>   | 48"W x 24"D | Worksurface | 32 lb [15 kg]         | 33 lb [15 kg]             |
|            |             | (4) Legs    | 40 lb [18.6 kg]       | 51.2 lb [23.2 kg]         |

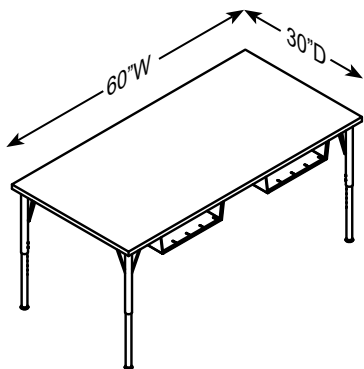
**Note:** 48"W tables are not wide enough for two people in most situations. Spectrum recommends at least a 60"W table to accommodate 2 people.



| Order Code | Size        |             | Unit weight (nominal) | Shipping weight (nominal) |
|------------|-------------|-------------|-----------------------|---------------------------|
| <b>B</b>   | 48"W x 30"D | Worksurface | 41 lb [19 kg]         | 50 lb [23 kg]             |
|            |             | (4) Legs    | 40 lb [18.6 kg]       | 51.2 lb [23.2 kg]         |

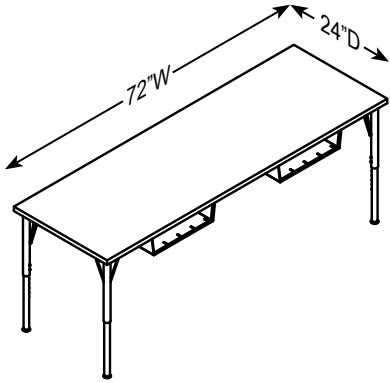


| Order Code | Size        |             | Unit weight (nominal) | Shipping weight (nominal) |
|------------|-------------|-------------|-----------------------|---------------------------|
| <b>C</b>   | 60"W x 24"D | Worksurface | 41 lb [19 kg]         | 50 lb [23 kg]             |
|            |             | (4) Legs    | 40 lb [18.6 kg]       | 51.2 lb [23.2 kg]         |

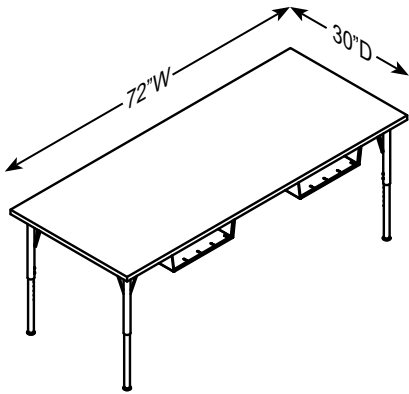


| Order Code | Size        |             | Unit weight (nominal) | Shipping weight (nominal) |
|------------|-------------|-------------|-----------------------|---------------------------|
| <b>D</b>   | 60"W x 30"D | Worksurface | 52 lb [24 kg]         | 62 lb [28 kg]             |
|            |             | (4) Legs    | 40 lb [18.6 kg]       | 51.2 lb [23.2 kg]         |

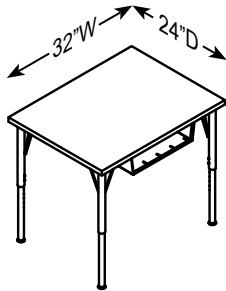
(Shown with optional trays)



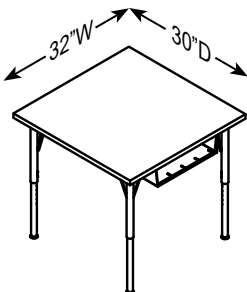
| Order Code | Size        |             | Unit weight (nominal) | Shipping weight (nominal) |
|------------|-------------|-------------|-----------------------|---------------------------|
| <b>E</b>   | 72"W x 24"D | Worksurface | 50 lb [23 kg]         | 59 lb [27 kg]             |
|            |             | (4) Legs    | 40 lb [18.6 kg]       | 51.2 lb [23.2 kg]         |



| Order Code | Size        |             | Unit weight (nominal) | Shipping weight (nominal) |
|------------|-------------|-------------|-----------------------|---------------------------|
| <b>F</b>   | 72"W x 30"D | Worksurface | 62 lb [28 kg]         | 75 lb [34 kg]             |
|            |             | (4) Legs    | 40 lb [18.6 kg]       | 51.2 lb [23.2 kg]         |



| Order Code | Size        |             | Unit weight (nominal) | Shipping weight (nominal) |
|------------|-------------|-------------|-----------------------|---------------------------|
| <b>H</b>   | 32"W x 24"D | Worksurface | 22 lb [10 kg]         | 31 lb [14 kg]             |
|            |             | (4) Legs    | 40 lb [18.6 kg]       | 51.2 lb [23.2 kg]         |

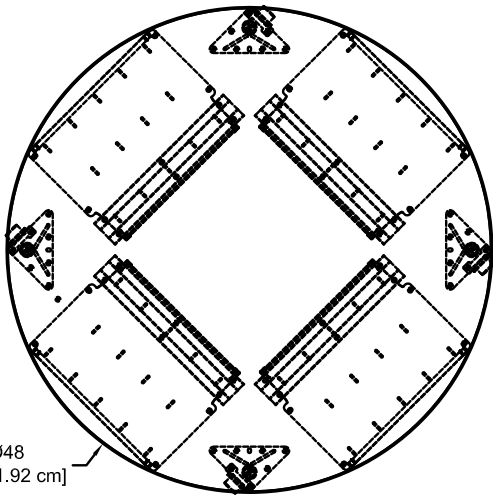
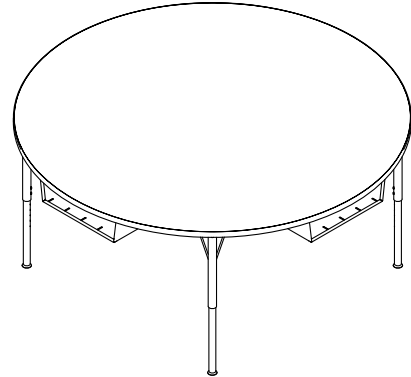
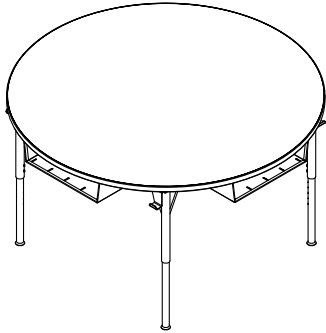


| Order Code | Size        |             | Unit weight (nominal) | Shipping weight (nominal) |
|------------|-------------|-------------|-----------------------|---------------------------|
| <b>J</b>   | 32"W x 30"D | Worksurface | 28 lb [12.7 kg]       | 37 lb [16.8 kg]           |
|            |             | (4) Legs    | 40 lb [18.6 kg]       | 51.2 lb [23.2 kg]         |

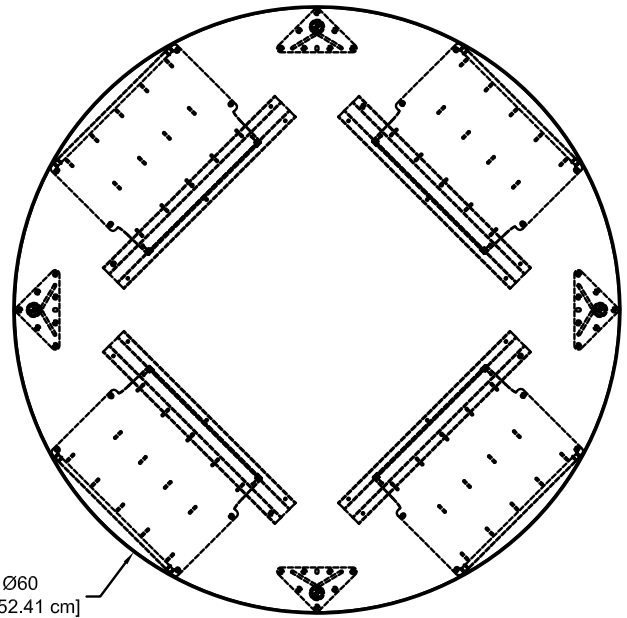
| Order Code | Size    |             | Unit weight (nominal) | Shipping weight (nominal) |
|------------|---------|-------------|-----------------------|---------------------------|
| <b>A</b>   | 48" dia | Worksurface | 52 lb [23.6 kg]       | 61 lb [27.7 kg]           |
|            |         | (4) Legs    | 40 lb [18.6 kg]       | 51.2 lb [23.2 kg]         |

| Order Code | Size    |             | Unit weight (nominal) | Shipping weight (nominal) |
|------------|---------|-------------|-----------------------|---------------------------|
| <b>B</b>   | 60" dia | Worksurface | 81 lb [36.8 kg]       | 90 lb [40.9 kg]           |
|            |         | (4) Legs    | 40 lb [18.6 kg]       | 51.2 lb [23.2 kg]         |

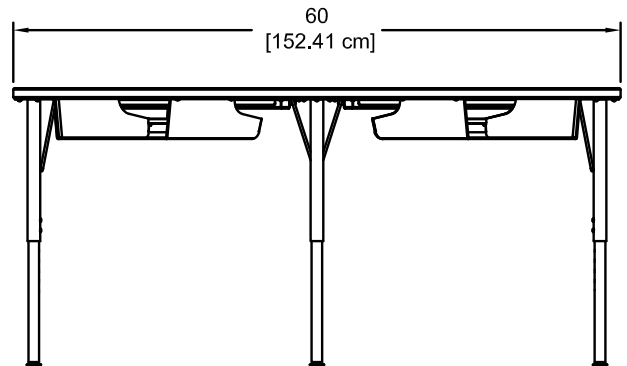
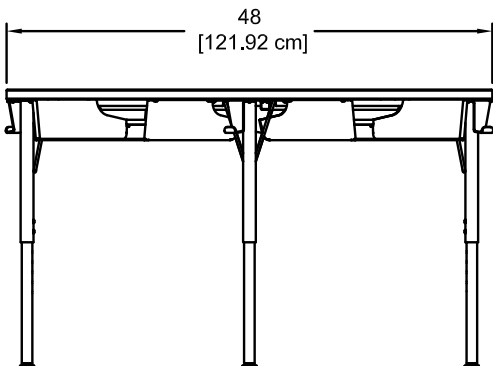
(Shown with optional trays)



Ø48  
[Ø121.92 cm]



Ø60  
[Ø152.41 cm]

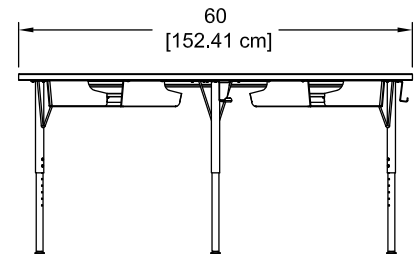
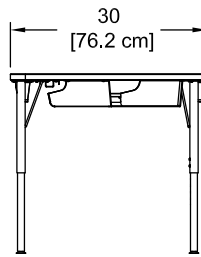
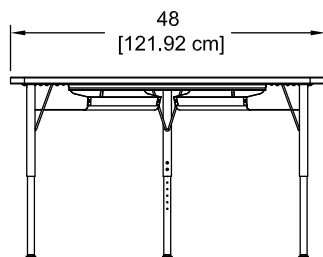
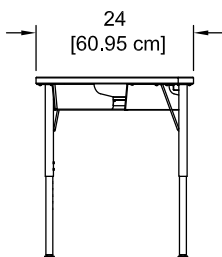
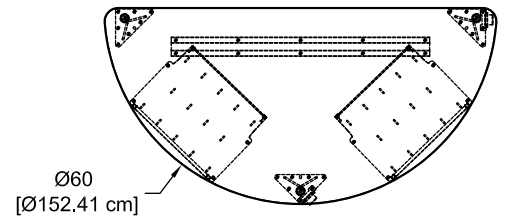
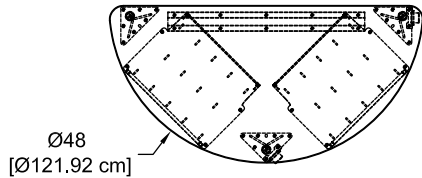
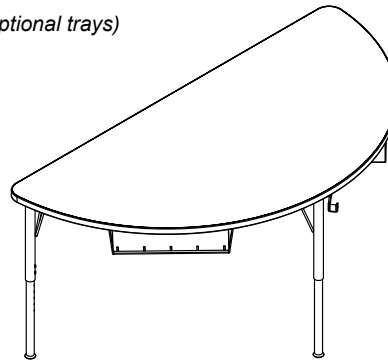
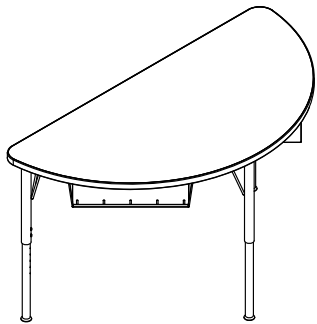


37322 - Half-Round Tables

| Order Code | Size        |             | Unit weight (nominal) | Shipping weight (nominal) |
|------------|-------------|-------------|-----------------------|---------------------------|
| <b>A</b>   | 48"W x 24"D | Worksurface | 26 lb [11.8 kg]       | 35 lb [15.9 kg]           |
|            |             | (3) Legs    | 30 lb [13.6 kg]       | 38.4 lb [17.4 kg]         |

| Order Code | Size        |             | Unit weight (nominal) | Shipping weight (nominal) |
|------------|-------------|-------------|-----------------------|---------------------------|
| <b>D</b>   | 60"W x 30"D | Worksurface | 40 lb [18.6 kg]       | 49 lb [22.2 kg]           |
|            |             | (3) Legs    | 30 lb [13.6 kg]       | 38.4 lb [17.4 kg]         |

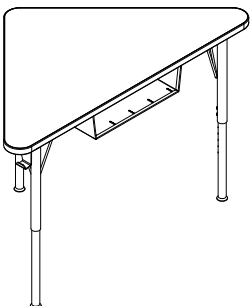
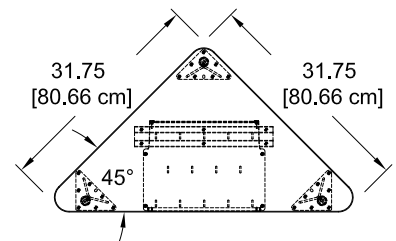
(Shown with optional trays)



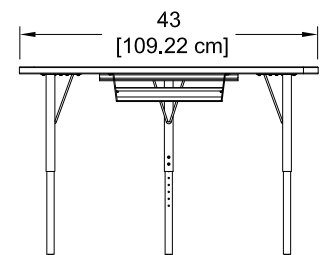
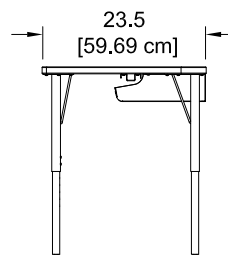
Note: Extra legs may be included with your order.

37368 - Triangular Table

| Order Code | Size          |             | Unit weight (nominal) | Shipping weight (nominal) |
|------------|---------------|-------------|-----------------------|---------------------------|
| <b>M</b>   | 43"W x 23.5"D | Worksurface | 20 lb [9.1 kg]        | 29 lb [13.2 kg]           |
|            |               | (3) Legs    | 30 lb [13.6 kg]       | 38.4 lb [17.4 kg]         |



(Shown with optional trays)



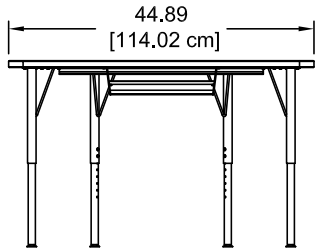
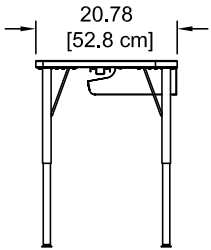
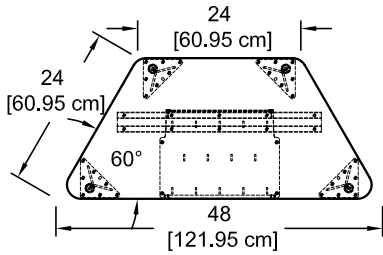
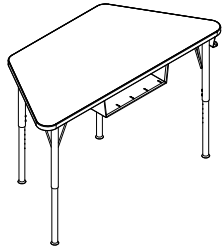
- Available with glides only
- Triangular table is not ADA-compliant

Note: Extra legs may be included with your order.

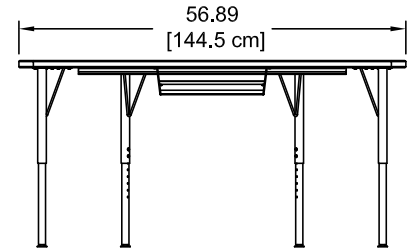
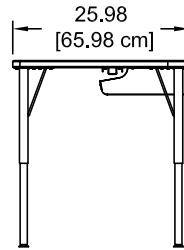
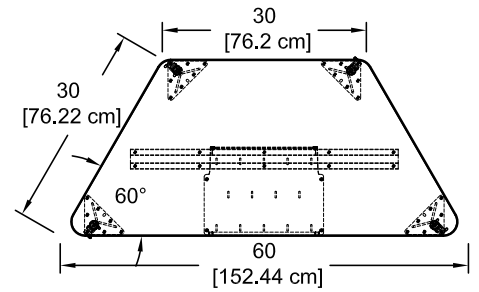
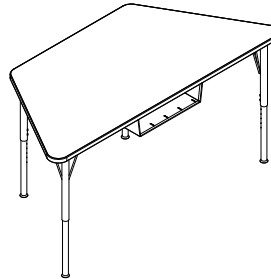
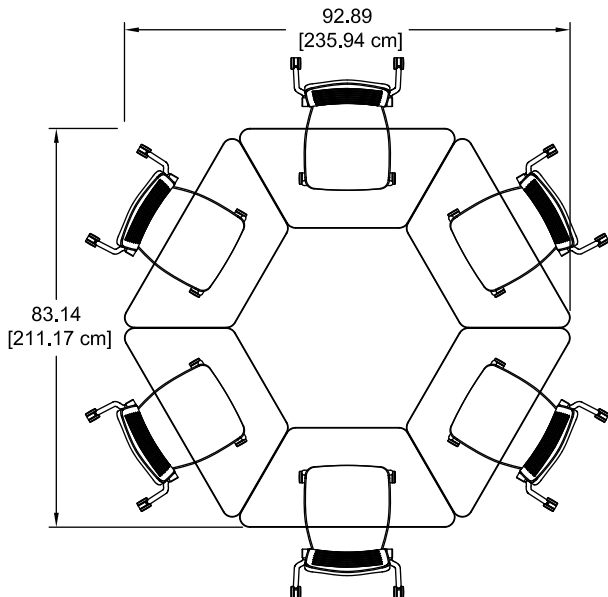
| Order Code | Size          |             | Unit weight (nominal) | Shipping weight (nominal) |
|------------|---------------|-------------|-----------------------|---------------------------|
| <b>K</b>   | 48"W x 20.8"D | Worksurface | 22 lb [11.8 kg]       | 31 lb [15.9 kg]           |
|            |               | (4) Legs    | 40 lb [18.6 kg]       | 51.2 lb [23.2 kg]         |

| Order Code | Size        |             | Unit weight (nominal) | Shipping weight (nominal) |
|------------|-------------|-------------|-----------------------|---------------------------|
| <b>L</b>   | 60"W x 26"D | Worksurface | 34 lb [15.4 kg]       | 43 lb [19.5 kg]           |
|            |             | (4) Legs    | 40 lb [18.6 kg]       | 51.2 lb [23.2 kg]         |

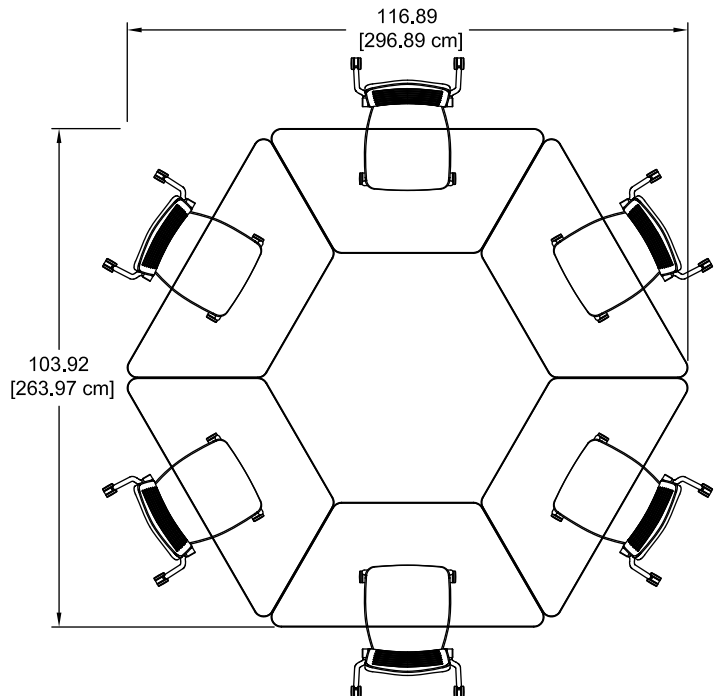
(Shown with optional tray)



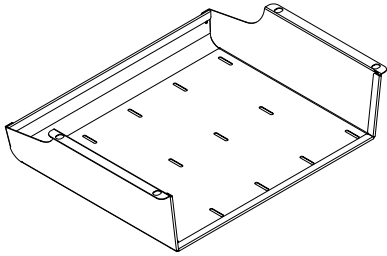
Grouping of 6



Grouping of 6



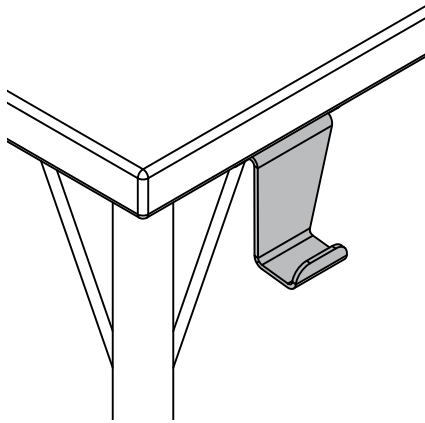
## Accessories



### Tray - 37369

- Provides storage under worksurface for supplies
- 15.15"W x 12.625"D x 4"H
- Black powdercoat
- 20ga steel
- Each tray installs with (4) included screws

Note: When tray is installed, the knee clearance height of the table will no longer be ADA-compliant



### Backpack Hanger Bracket - 37370

- Includes (one) bracket
- Black powdercoat
- 12 ga steel
- Each hanger bracket installs with (2) included screws
- Each Aspire leg can support up to two brackets

See [spectrumfurniture.com](https://www.spectrumfurniture.com) for the latest accessories and detailed warranty information.



# Warranty

## We will make it right for you!

Thanks for choosing Spectrum! Spectrum is committed to provide complete customer satisfaction. Each of our products is manufactured from the best materials available and each product is stringently monitored throughout the production process through our P.A.C.E. program (Product Assurance to meet Customer Expectations).

We expressly warrant that Spectrum products will be of good quality and workmanship and free from defect for the period set out in the warranty from the date of delivery.

**For a listing of all product specific warranty terms please visit our website at:**

<https://www.spectrumfurniture.com/en/resources/purchasing-terms-warranty>

**1-800-235-1262**

Toll-free HELPLINE

**spectrum@spectrumfurniture.com**



Spectrum Industries is  
Certified ISO 9001:2015