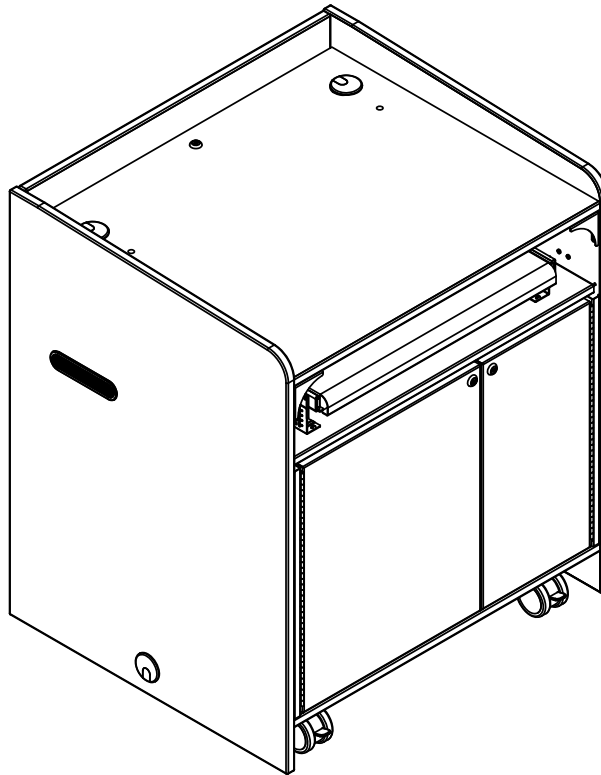


Technical Specifications

CORE (no cutouts)	55548
CORE (used with worksurface cutouts)	55549
Outer laminate panels	55550



The CORE lectern is where simplicity meets flexibility. This full-featured, low cost AV lectern provides a pull-out keyboard tray, worksurface monitor-mounting options, and 12RU of full-depth secure rack-mount space all wrapped in attractive laminate panels. The pre-assembled CORE provides quick and easy AV integration and access. Grommets throughout the unit provide easy cord access. Optional flip-up shelf and customizable logo panel.

Features and Benefits

- Metal core (in black powdercoat) with laminate outer panels
- Outer panels are available in Spectrum Expressions colors
- Pull-out keyboard tray provides convenient keyboard access (*tray can be used as a keyboard tray or flipped and used as a storage drawer*)
- Locking front doors provide security and easy access to rack components
- 12RU front rack rails simplifies installation for equipment
- Removable locking audience-side panel provides easy access to internal rack components
- Twin wheel casters for easy mobility (2 locking, 2 non-locking)
- Durable powder coated steel chassis provides a long-lasting finish
- Scratch and impact-resistant high-pressure laminate worksurface and outer panels
- Grommets throughout unit provide easy cord access
- Ventilation slots help keep equipment cool, preventing overheating, and extending device life
- Pre-drilled worksurface monitor mounting holes
- Optional flip-up shelf provides a convenient additional worksurface
- Optional audience-side logo panel
- Quick, simple integration and deployment
(*Customer needs only to attach the outer panels and keyboard tray*)
- Warranted to be free of all defects in materials and workmanship for 10 years
- Designed and assembled in Chippewa Falls, WI, USA

Color Options

Available in Spectrum Expressions colors.
See spectrumfurniture.com for complete color information.

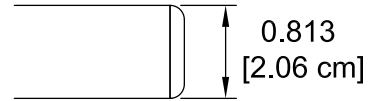
Ordering Instructions

Spectrum has designed this product to receive the useful options shown here.
To ensure your options are ordered correctly please call 1-800-235-1262.

Construction

- The worksurface, base, and outer panels are constructed from 3/4" thick composite board with high-pressure laminate on one face, and a balancing phenolic backer on the opposing face.
- Laminate panel edges are covered with vinyl edgeband.
- All metal components are finished with a scratch-resistant powder coat epoxy
- CORE, outer panels, and keyboard tray are packaged separately and require customer assembly

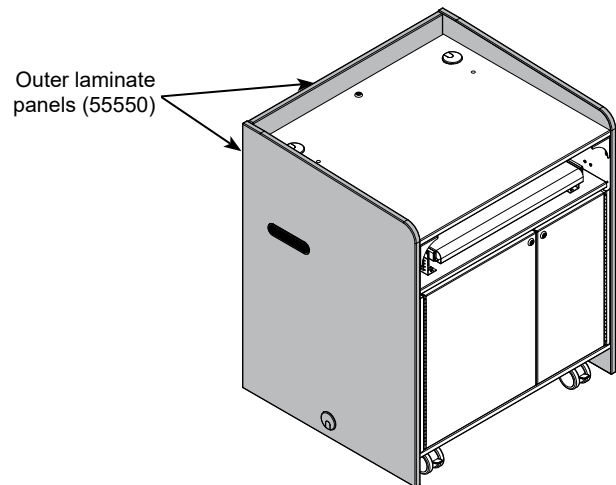
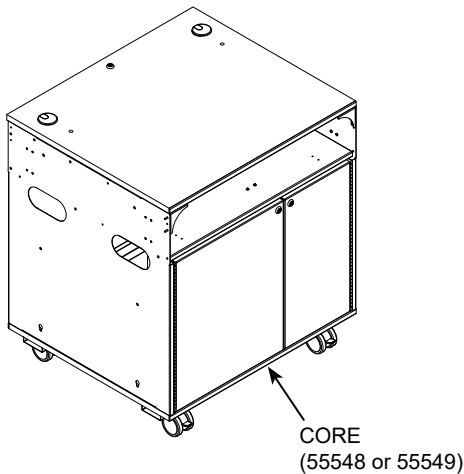
Worksurface edge



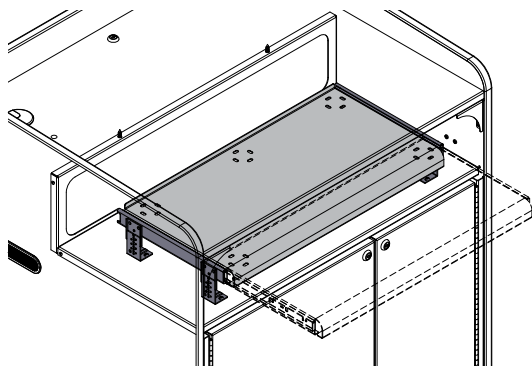
Specifications

Internal area (nominal)	31.9"W [81 cm] x 25.875"D [65.7 cm] x 22.2" H [56.4 cm]
Keyboard tray	24"W [61 cm] x 12.44"D [31.6 cm] (1.35" of vertical adjustability)
Rack rail	12RU
3" Twin-wheel casters	<ul style="list-style-type: none"> • Diameter: 3" [7.61 cm] • 2 locking on student-side, 2 non-locking on audience-side • Weight capacity: 165 lb [74.9 kg] each
Certifications / Compliance	• Meets or exceeds applicable ANSI-BIFMA test standards
Shipping weight (nominal)	115 lb [52.2 kg] - CORE 100 lb [45.4 kg] - Outer panels

Specifications subject to change without notice

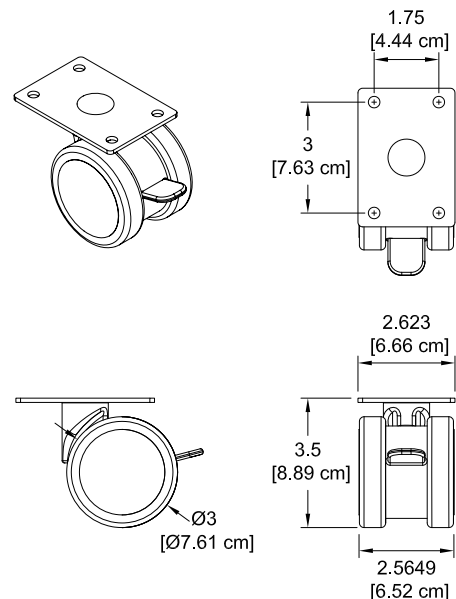


Keyboard Tray



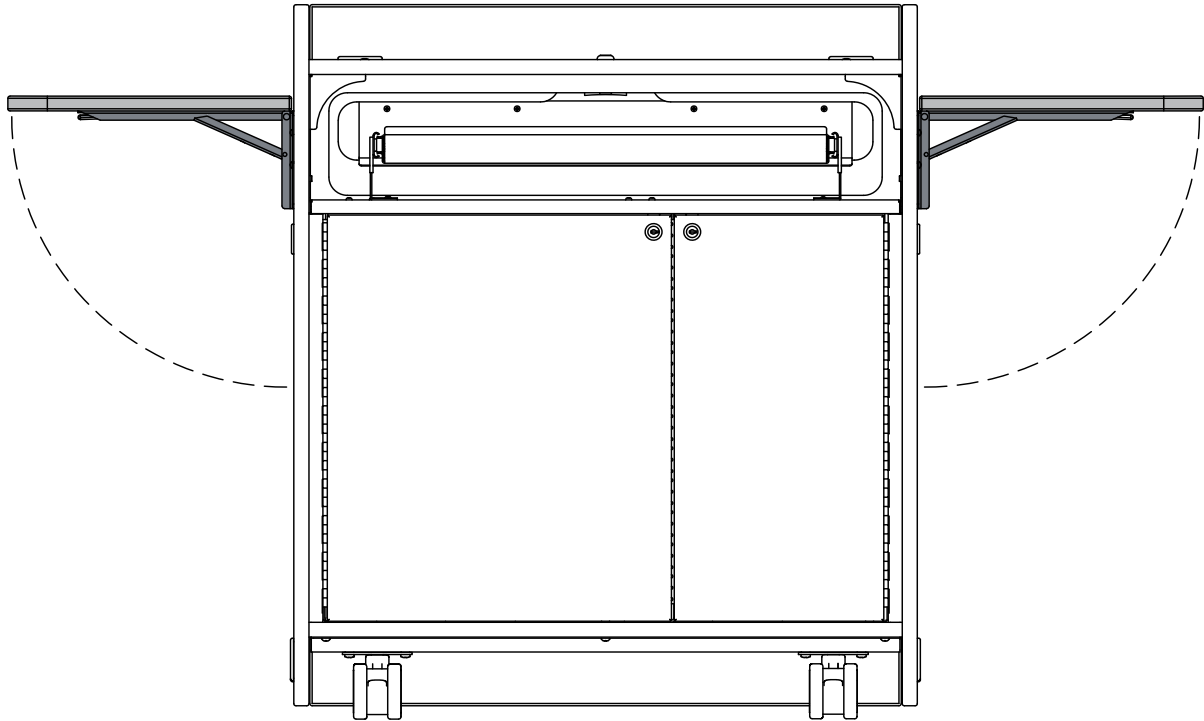
- Customer-installed onto mid-panel
- Tray can be used as a keyboard tray or flipped and used as a storage drawer
- Wire management slots in tray
- 24"W [61 cm] x 12.44"D [31.6 cm]
- 1.35" of vertical adjustability

Twin-wheel casters



Flip-up Shelf

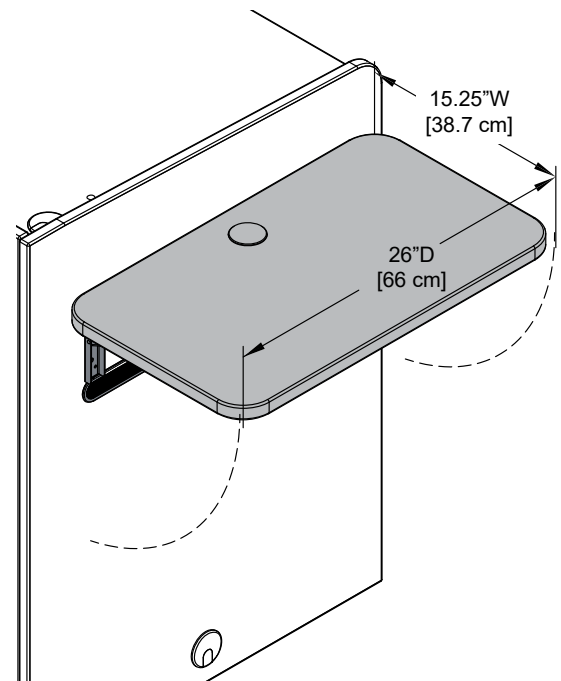
ORDER CODE 0 =	None
ORDER CODE C =	1 shelf, Matching laminate
ORDER CODE D =	2 shelves, Matching laminate
ORDER CODE E =	1 shelf, Chalk white dry erase (WD)
ORDER CODE F =	2 shelves, Chalk white dry erase (WD)



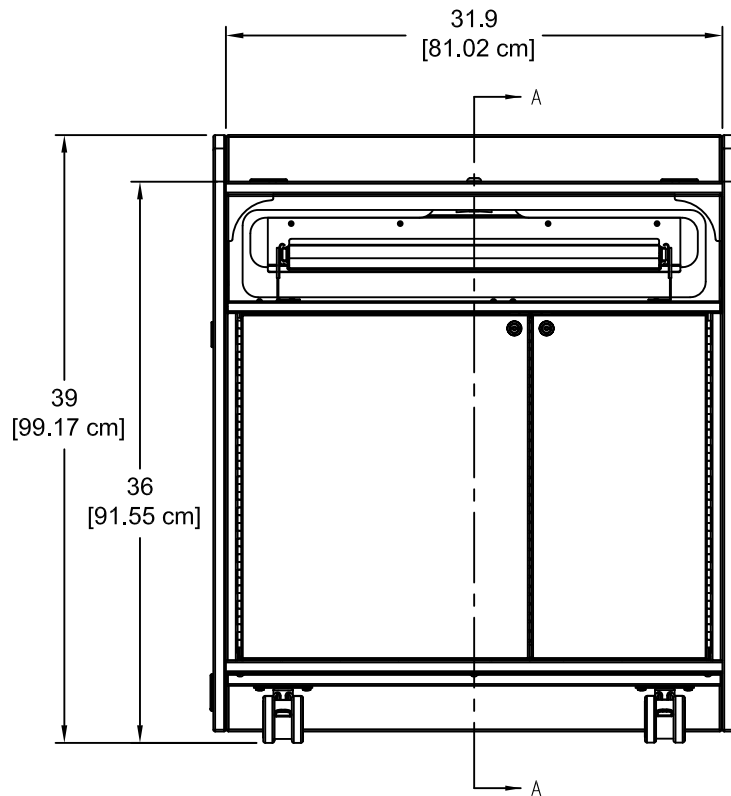
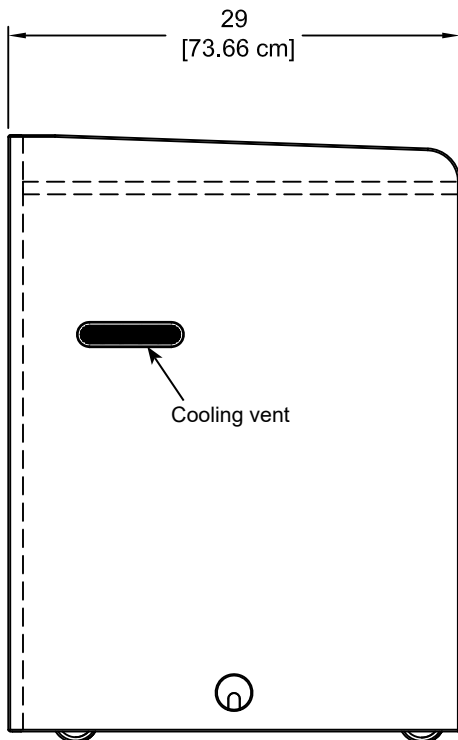
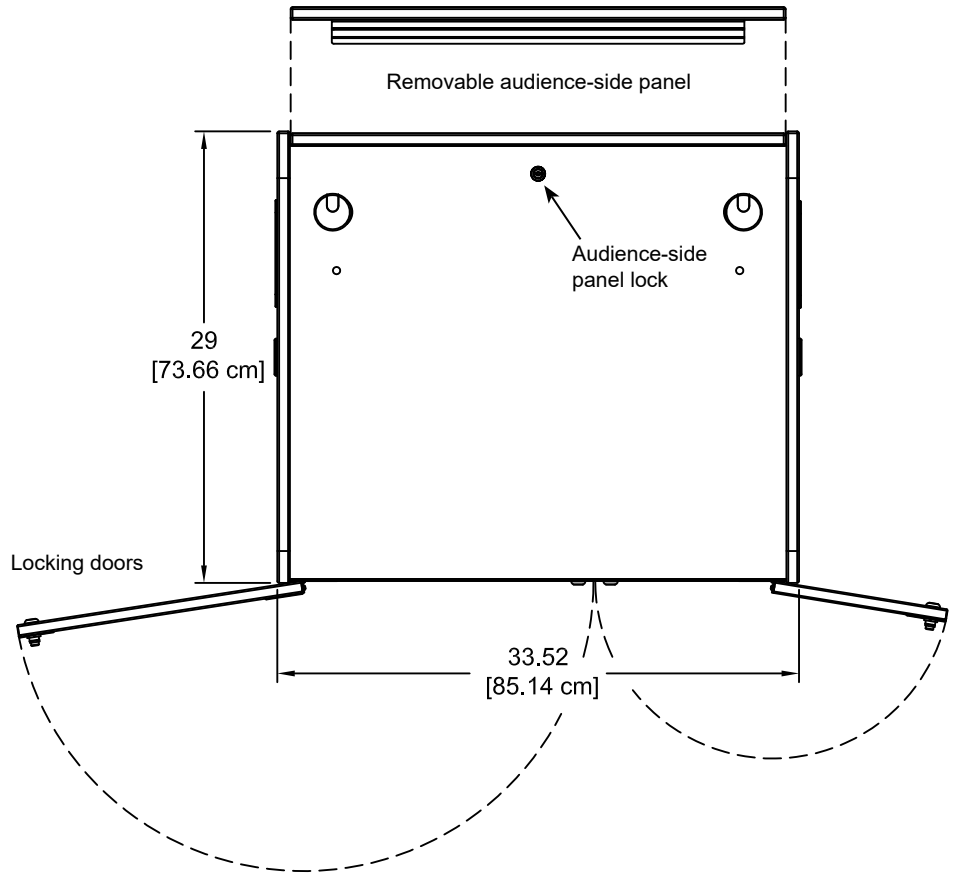
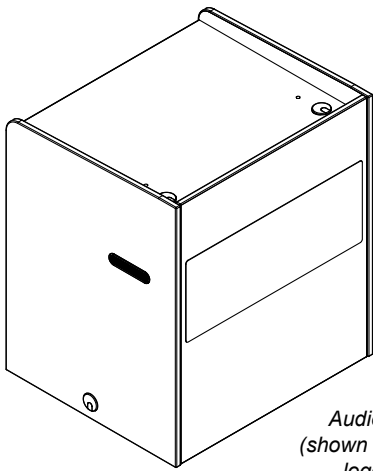
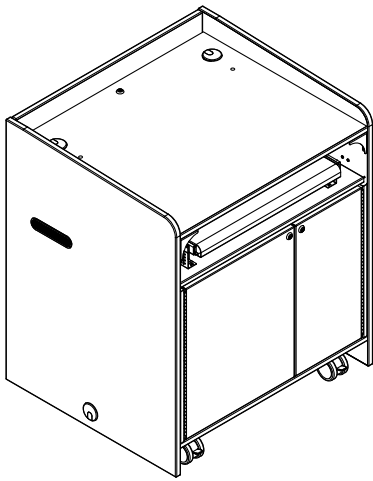
Flip-Up Shelf - 55540

- Matching laminate
- 15.25"W [38.7 cm] x 26"D [66 cm] x 1"H [2.54 cm]
- Shelf brackets lock into place in the upright position
- Installs at fixed height of 34"H off floor
- Includes 2" grommet
- 35 lb [15.9 kg] weight capacity
- Also available with White Chalk Dry Erase laminate. When configured with white laminate, flip-up shelves will have the same edgeband color as the outer panels.
- Customer-installed

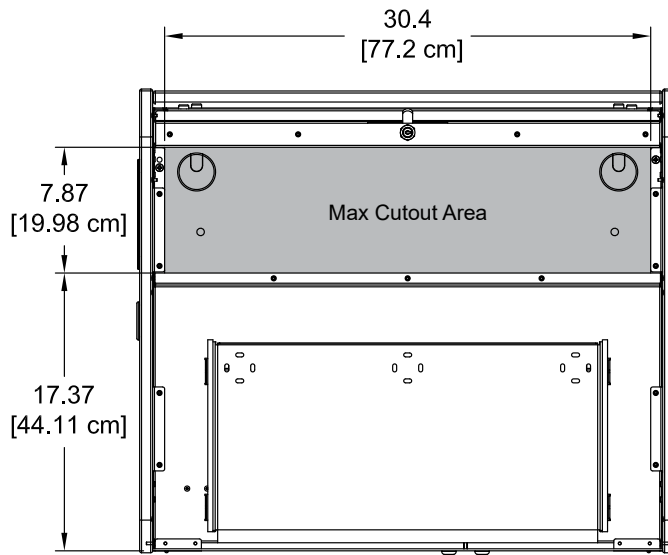
Note: Power and communication wiring for document cameras, laptop computers, and/or projectors placed on the flip-up shelf should be routed on top of the audience-side of the shelf. Use of the shelf grommet hole for wiring will result in pinching of the cords when the shelf is folded.



CORE Lectern



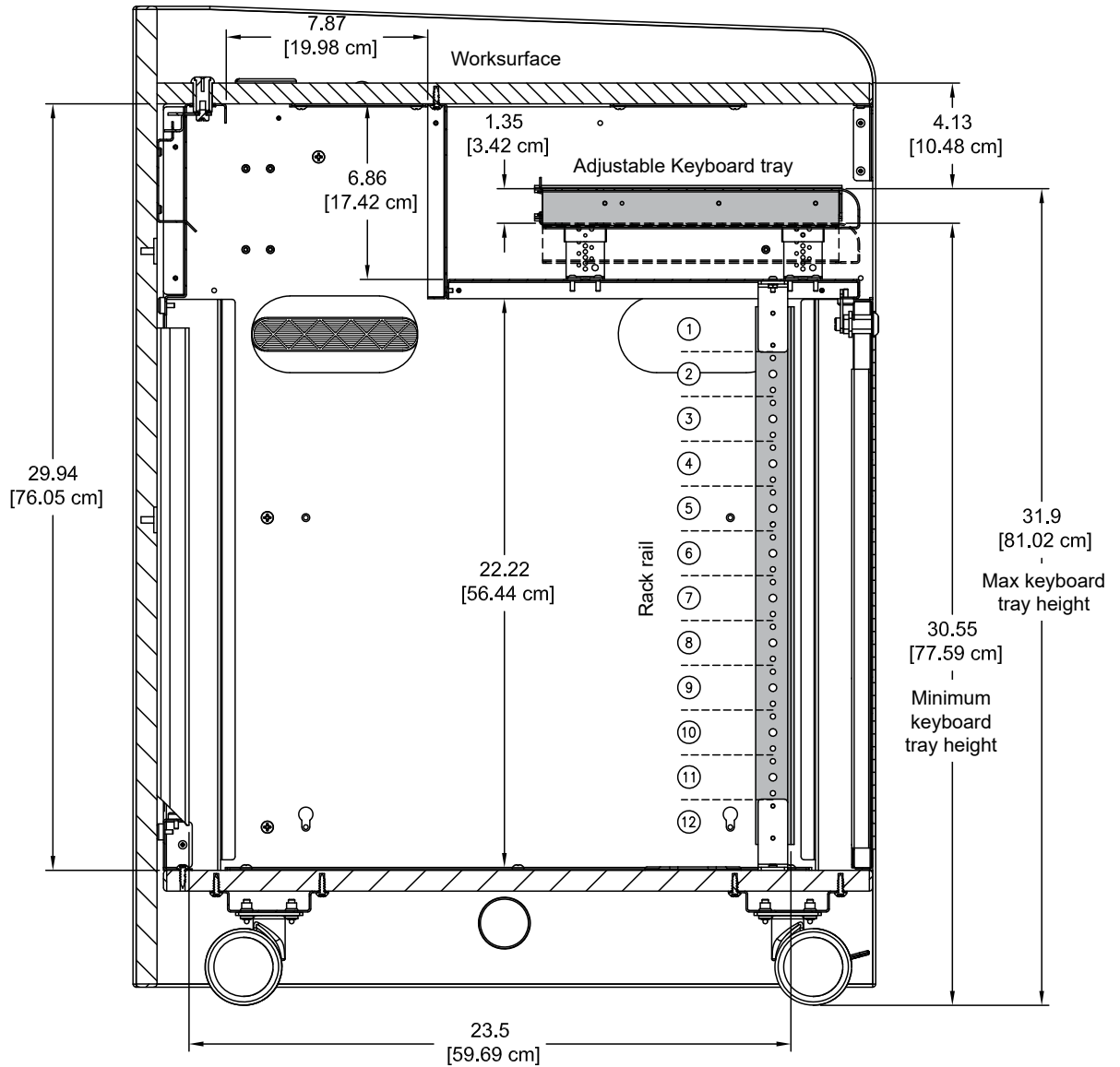
Top View
Max cutout area on worksurface

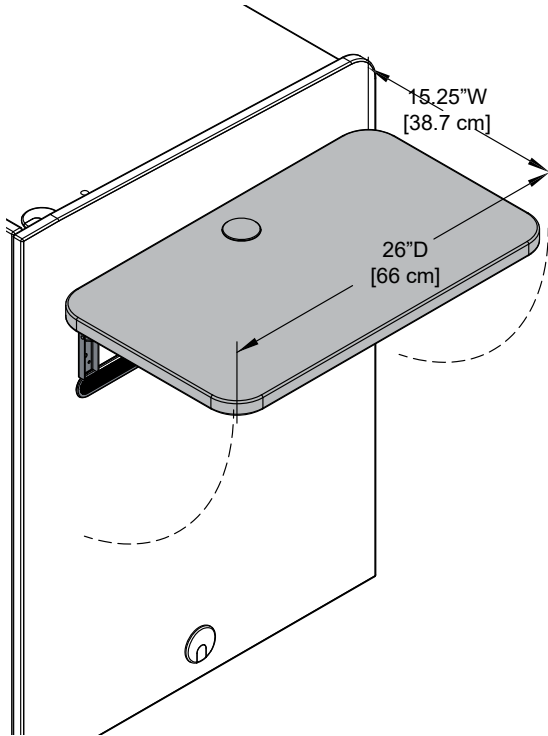


The 55549 CORE has cutout clearance under the worksurface (at left) and will be used when cutouts are specified when ordering.

Modified worksurface cutouts should be reviewed by Spectrum to ensure clearance of brackets, keyboard tray slides, or other objects under the worksurface.

Section view A-A






Flip-Up Shelf - 55540

- Matching laminate
- 15.25\"W [38.7 cm] x 26\"D [66 cm] x 1\"H [2.54 cm]
- Shelf brackets lock into place in the upright position
- Installs at fixed height of 34\"H off floor
- Includes 2\" grommet
- 35 lb [15.9 kg] weight capacity
- Also available with White Chalk Dry Erase laminate. When configured with white laminate, flip-up shelves will have the same edgeband color as the outer panels.
- Customer-installed

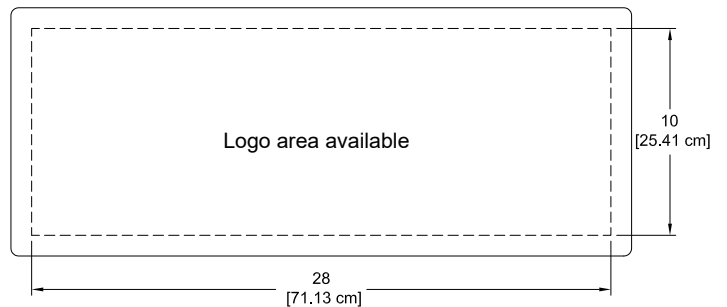
Note: Power and communication wiring for document cameras, laptop computers, and/or projectors placed on the flip-up shelf should be routed on top of the audience-side of the shelf. Use of the shelf grommet hole for wiring will result in pinching of the cords when the shelf is folded.

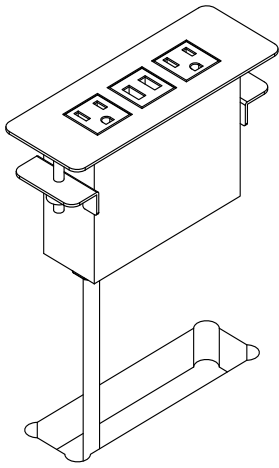


Customized Logo Panel - 55199

- Attaches to audience-side
- Available with black, white, matching, or printed laminate backer
- To get panel customized-contact Spectrum for details
- New logos require a first time logo charge
- Customer-installed

Dimensions: 30\"W [76.2 cm] x 12\"H [30.48 cm]
 Available logo area: 28\"W [71.1 cm] x 10\"H [25.41 cm]
 Unit weight: 6 lb [2.7 kg]
 Shipping weight: 8 lb [3.6 kg]





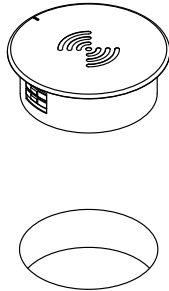
Power Module - 99058

- (2) AC power outlets
- (2) USB charge ports
- Aluminum housing and flange
- Thumbscrew clamps
- Requires worksurface cutout made by customer
- ETL-certified
- Available in black, silver, or white
- Customer-installed

Cutout required:	5.65"W [14.35 cm] x 1.65"D [4.19 cm]
Power cord:	10' [305 cm] 14AWG *3C power cord
Power receptacles:	125V, 60hz, 15A tamper-resistant
USB charging ports:	2.1A (10.5W) (not data-compatible)
Dimensions:	6.38"W [16.2 cm] x 2.36"D [6 cm] x 3.54"H [9 cm]
Unit weight:	2 lb [.9 kg]
Shipping weight:	2.35 lb [1 kg]



Product update
New USB-C Power Module version available. See details at:
www.spectrumfurniture.com



EM Wireless Charging Pad - 99057

- Uses electromagnetic technology to charge Qi V1.2 compliant IC devices ("Qi" enabled)
- LED to confirm pairing / charging
- Security tab prevents theft
- Customer-installed
- UL-certified


Cutout required:	3" dia (<i>by customer</i>)
Input:	DC 5V (<i>with included DC5V.2A power adapter</i>)
Output:	5W max (<i>with included DC5V.2A power adapter</i>)
Power cord:	8' [244 cm] with DC jack
Dimensions:	3.5" dia [8.9 cm] x 1.125"H [2.9 cm]
Shipping weight:	1 lb [.45 kg]

Note: The unit requires a 7" diameter of clearance to work with Qi-enabled phones placed in any orientation. The 3" dia cutout should be located on the worksurface at least 3.5" from any edge.



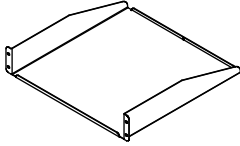
7-Outlet Power Strip - 99024

- Electrical Rating: AC 125V, 15 Amps
- 1000 Joules surge capacity
- 12' cord length
- LED switch
- UL Listed
- Shipping weight: 1.9 lb [.86 kg]



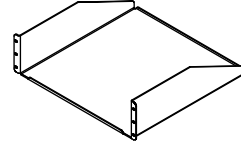
See spectrumfurniture.com for complete details on Spectrum's full line of monitor arms.

Rack-mount Accessories



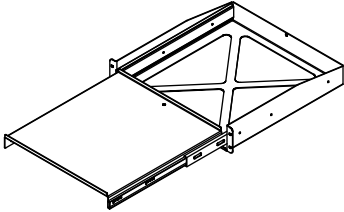
Cantilever Shelf - 2RU - 97504

- 16ga steel
- Shelf: 17.5"W [44.45 cm] x 18"D [45.7 cm] x 3.5"H [8.89 cm]
- Weight capacity: 50 lb [22.7 kg]
- Shipping weight: 8.1 lb [3.7 kg]



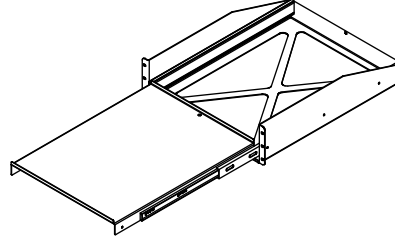
Cantilever Shelf - 3RU - 97502

- 16ga steel
- Shelf: 17.5"W [44.45 cm] x 18"D [45.7 cm] x 5.25"H [13.33 cm]
- Weight capacity: 80 lb [36.3 kg]
- Shipping weight: 9.2 lb [4.2 kg]



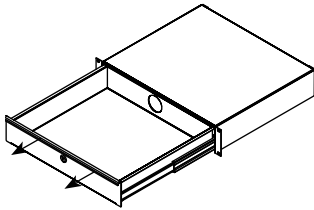
Pull-Out Shelf - 2RU - 97505

- 16ga steel
- 17.09"W [43.42 cm] x 18.12"D [46.03 cm] x 3.5"H [8.89 cm]
- Weight capacity: 50 lb [22.7 kg]
- Shipping weight: 15.6 lb [7.1 kg]



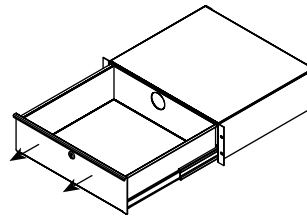
Pull-Out Shelf - 3RU - 97503

- 16ga steel
- 17.09"W [43.42 cm] x 22.11"D [56.14 cm] x 5.25"H [13.33 cm]
- Weight capacity: 80 lb [36.3 kg]
- Shipping weight: 18.5 lb [8.4 kg]



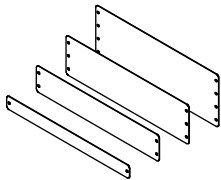
Locking Drawer - 2RU - 97527

- 16ga steel
- Drawer: 15.97"W [40.56 cm] x 14.56"D [36.98 cm] x 3"H [7.63 cm]
- Weight capacity: 50 lb [22.7 kg]
- Shipping weight: 15.85 lb [7.2 kg]



Locking Drawer - 3RU - 97526

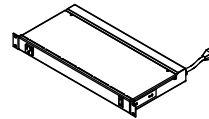
- 16ga steel
- Drawer: 15.97"W [40.56 cm] x 14.56"D [36.98 cm] x 5.25"H [13.33 cm]
- Weight capacity: 50 lb [22.7 kg]
- Shipping weight: 18.5 lb [8.4 kg]



Rack-Mount Blanks

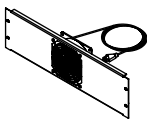
1RU - 97510 3RU - 97512
2RU - 97511 4RU - 97513

- Fills rack spaces where components are not needed
- 16 ga steel
- Shipping weight: <1 lb [.45 kg]



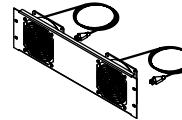
9-Outlet Power Strip - 1RU - 99021

- 8 outlets rear (breaker-protected)
- 1 convenience outlet front
- 115VAC, 60 Hz, 15 amps max
- 9' power cord
- Front LED power switch
- Enhanced surge protection
- ETL-listed, UL-listed
- 19"W [48.27 cm] x 9.25"D [23.5 cm] x 1.74"H [4.41 cm]
- Shipping weight: 8.7 lb [3.9 kg]



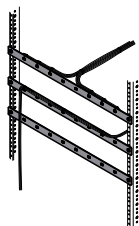
Single Fan - 3RU - 97507

- 50 cfm
- 120V~50/60 Hz, 15/13W
- RoHS
- 19"W [48.27 cm] x 1.56"D [3.97 cm] x 5.25"H [13.33 cm]
- Shipping weight: 3.78 lb [1.7 kg]



Double Fan - 3RU - 97506

- 100 cfm
- 120V~50/60 Hz, 15/13W
- RoHS
- 19"W [48.27 cm] x 1.56"D [3.97 cm] x 5.25"H [13.33 cm]
- Shipping weight: 5.47 lb [2.5 kg]



Wire Lace Kit - 95517

- Provides wire management
- Mounts to standard rack rails
- Includes (3) lace straps and mounting screws
- Includes (12) 5.5" zip ties
- Shipping weight: 1.25 lb [.57 kg]

See spectrumfurniture.com for the latest accessories and detailed warranty information.

Warranty

We will make it right for you!

Thanks for choosing Spectrum! Spectrum is committed to provide complete customer satisfaction. Each of our products is manufactured from the best materials available and each product is stringently monitored throughout the production process through our P.A.C.E. program (Product Assurance to meet Customer Expectations).

We expressly warrant that Spectrum products will be of good quality and workmanship and free from defect for the period set out in the warranty from the date of delivery.

For a listing of all product specific warranty terms please visit our website at:

<https://www.spectrumfurniture.com/en/resources/purchasing-terms-warranty>

1-800-235-1262

Toll-free HELPLINE

spectrum@spectrumfurniture.com