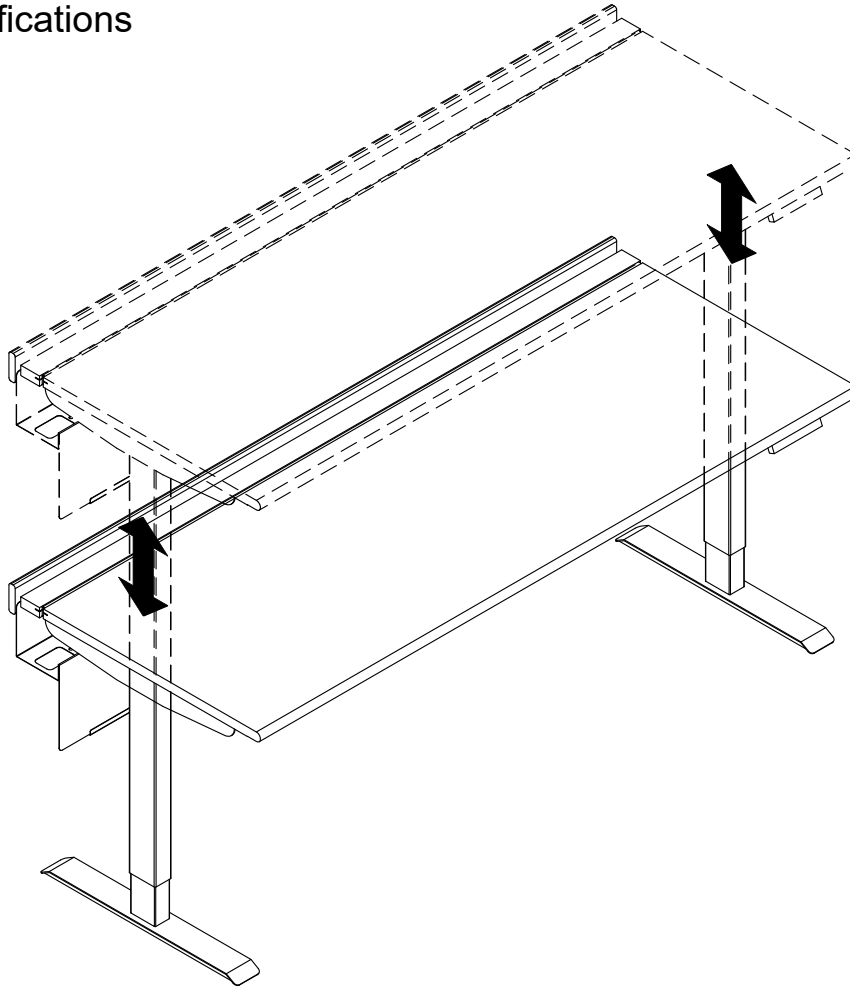


## Technical Specifications

60"W x 24"D	38921
60"W x 30"D	38922
72"W x 24"D	38923
72"W x 30"D	38924



Use the Evolution Electric Sit-to-Stand Desk where worksurface height adjustment or ADA compliance is required. Designed as a companion to Spectrum's Evolution line of desks, this adjustable height desk features electric actuators that provide 19.75" of worksurface height adjustment with a lift capacity of 440 lb. The desk includes glides for stationary use or casters for easy mobility.

## Features and Benefits

- Electric telescoping legs provide 19.75" of worksurface height adjustment
- Available in 60" or 72"W x 30" or 24"D
- Upper and lower height limit locks
- Child lock-out prevents unauthorized height adjustment
- Full-length flip-top door for easy cable and wire-access
- Continuous steel cord channel / modesty panel adds strength, keeps computer wires and cables out of the way, is wide enough for most power strips, and allows easy daisy chaining of desks.
- Scratch and impact-resistant high-pressure laminate worksurface
- Worksurface brace provides support and minimizes flexing
- Durable powder coated (black) steel legs provides a long-lasting finish
- Solid oak chair rail protects wires and cables, and the back of the desk
- Choice of stationary glides or locking casters (both included)
- Vinyl edge trim on worksurface edges protect walls and furniture
- Matte black finish minimizes glare and player distraction
- Optional CPU sling provides mounting for CPU tower
- Standard esports desk colors available to match existing furniture
- Ships KD (knocked down) and requires assembly
- Meets or exceeds applicable ANSI-BIFMA test standards
- Warranted to be free of all defects in materials and workmanship for 10 years
- Designed and assembled in Chippewa Falls, WI, USA

## Ordering Instructions

Spectrum has designed this product to receive the useful options shown here. To ensure your options are ordered correctly please call 1-800-235-1262.

## Color Options



Wild Cherry / Black  
(CHB)



Graphite Talc /  
Dark Gray  
(GTD)




Bannister Oak / Putty  
(KP)

- Electric legs are available in black powder-coated metal only.
- See [spectrumfurniture.com](http://spectrumfurniture.com) for complete color information.

# Construction

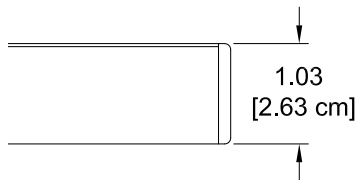
- The worksurface is constructed from 1" thick composite board with .030" [.762mm] high-pressure laminate on one face, and a balancing phenolic backer on the opposing face
- Left and right-side worksurface edges are covered with 3mm vinyl edgeband
- All metal components are finished with a scratch-resistant powder coat epoxy
- 20-gauge cord channel/modesty panel
- Chair rail is ¼ #1 select red oak, finished with a catalyzed top coat
- Post-formed bullnose on worksurface front edge
- Desk is shipped knocked-down (KD) and requires assembly

# Specifications

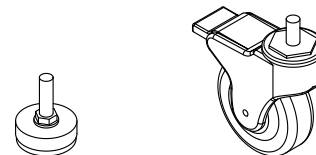
Sizes available	72"W [182.9 cm] x 24"D [61 cm] 72"W [182.9 cm] x 30"D [76.2 cm]	60"W [152.4 cm] x 24"D [61 cm] 60"W [152.4 cm] x 30"D [76.2 cm]
Worksurface height adjustability (floor to top of worksurface)	<u>Casters:</u> 50.25"H [127.6 cm] (fully-raised) 30.5"H [77.5 cm] (fully-lowered)	<u>Glides:</u> 48.5"H [123.2 cm] (fully-raised) 28.75"H [73 cm] (fully-lowered)
ADA-compliance*	 1 ADA seat per table  <i>*Minimum ADA guidelines for knee clearances are 30"W x 19"D x 27"H</i>	
Electrical	<ul style="list-style-type: none"> <li>• Range of motion: 19.75" [50.2 cm]</li> <li>• ~26 seconds from fully-lowered to fully-raised</li> <li>• Digital height display</li> <li>• 4 memory presets with keypad lock</li> <li>• Upper and lower height limit locks</li> <li>• Child lock-out prevents unauthorized height adjustment</li> <li>• Soft start / stop</li> </ul>	<ul style="list-style-type: none"> <li>• 110 VAC</li> <li>• Anti-collision protection</li> <li>• Max load: 979N (220 lb) [100 kg] per actuator</li> <li>• Total lift capacity: 440 lb [200 kg]</li> <li>• Actuators tested for 40,000 cycles</li> <li>• Approved by: CE, UL, CUL, SAA</li> <li>• Electric legs are black powder-coated metal</li> </ul>
Casters	<ul style="list-style-type: none"> <li>• Overall height: 2.375" [6 cm]</li> <li>• Wheel diameter: 1.5" [3.81 cm]</li> <li>• Rotational and swivel-locking</li> </ul>	
Certifications / Compliance	<ul style="list-style-type: none"> <li>• SCS Indoor Advantage Certified (pending)</li> </ul>	<ul style="list-style-type: none"> <li>• Meets or exceeds applicable ANSI-BIFMA test standards</li> </ul>
Shipping weight (nominal)	64.7 lb [29.4 kg] - 60"W x 24"D - 38921 80.0 lb [36.3 kg] - 60"W x 30"D - 38922 76.3 lb [34.6 kg] - 72"W x 24"D - 38923 92.7 lb [42.1 kg] - 72"W x 30"D - 38924	

Specifications subject to change without notice

Worksurface edge



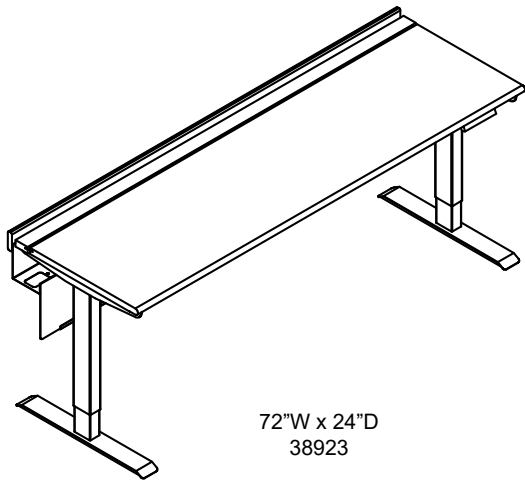
4 Glides / 4 Casters included



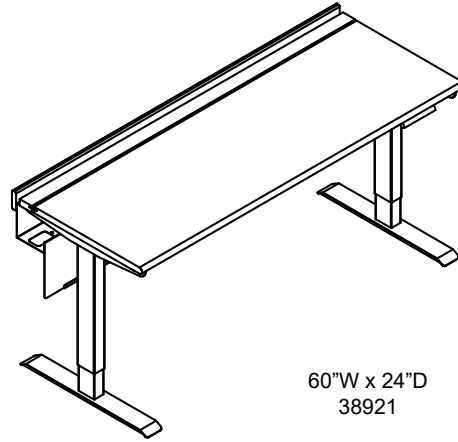
Control panel



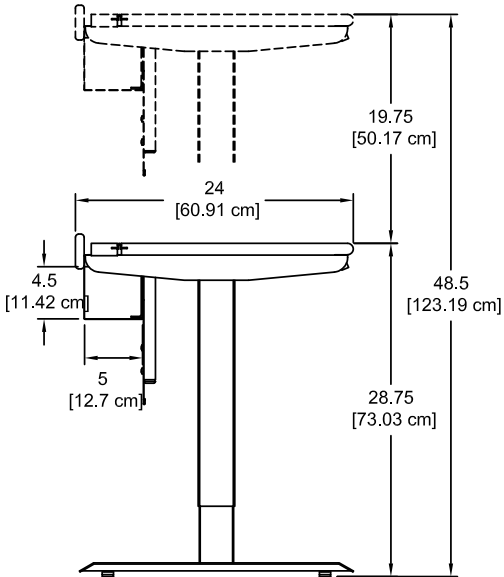
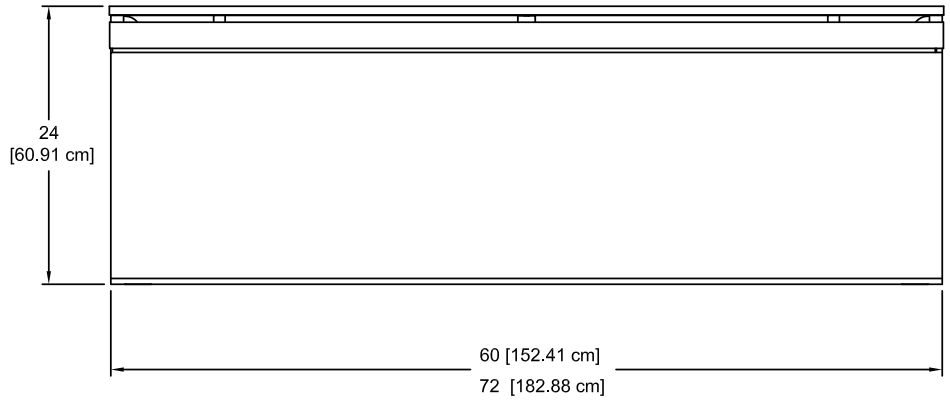
Evolution Electric Desk (24"D)



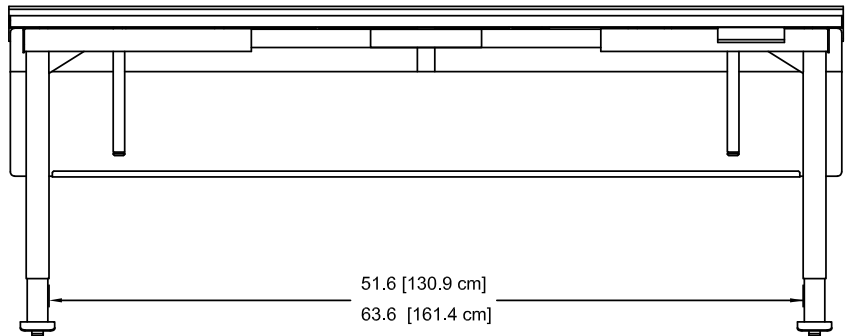
72"W x 24"D  
38923



60"W x 24"D  
38921

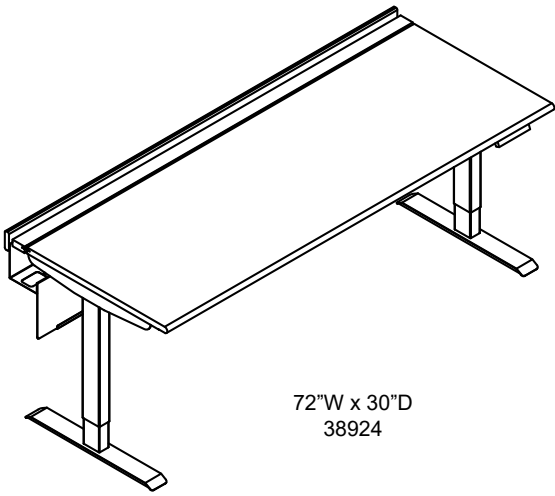


*Shown with glides.*

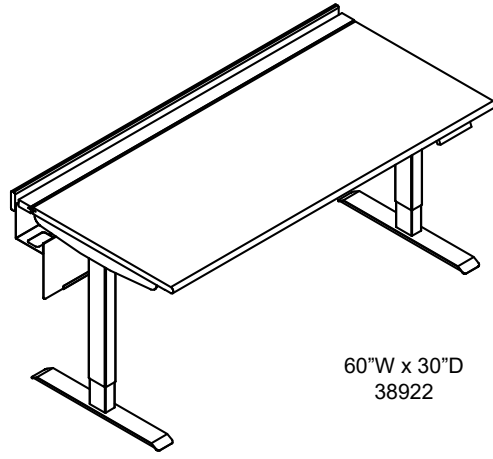


Note: When determining leg spacing with optional CPU sling 38925 subtract the width of each CPU sling (up to 2) from the leg spacing dimension shown.

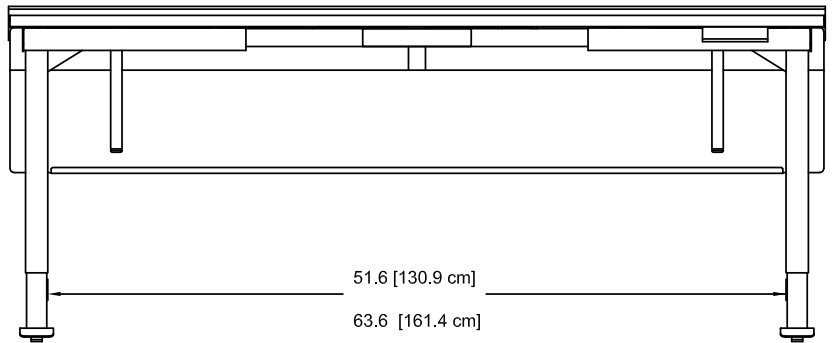
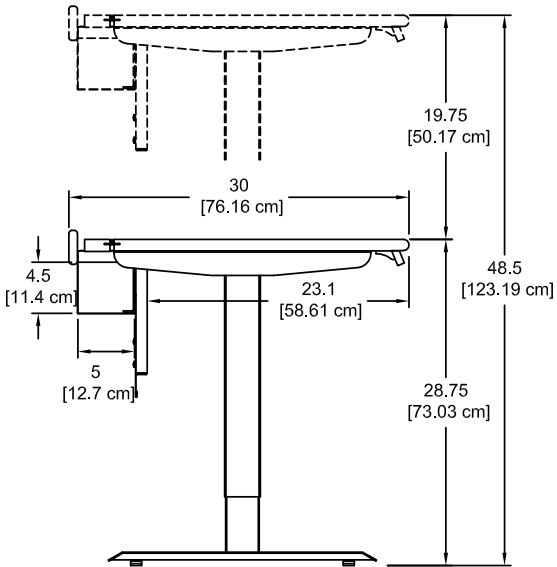
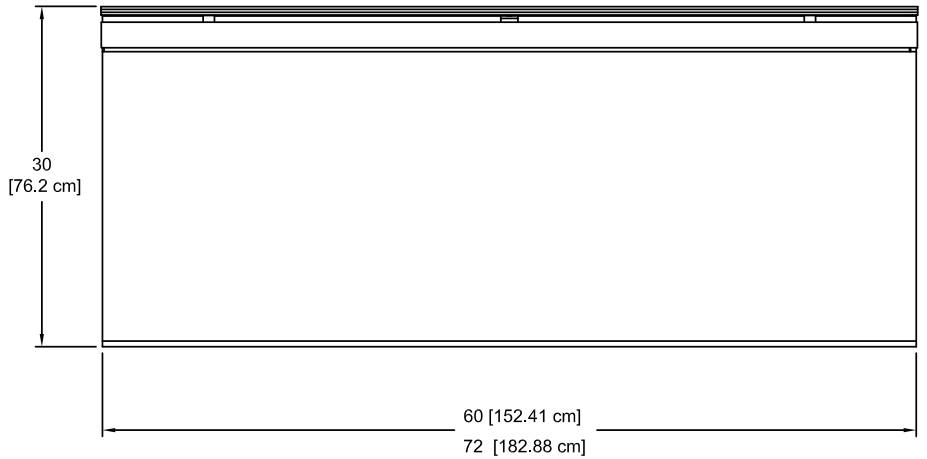
Evolution Electric Desk (30"D)



72"W x 30"D  
38924



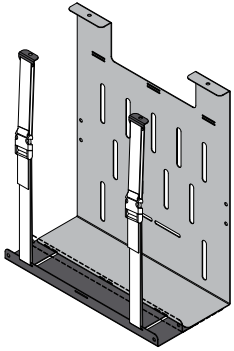
60"W x 30"D  
38922



*Shown with glides.*

Note: When determining leg spacing with optional CPU sling 38925 subtract the width of each CPU sling (up to 2) from the leg spacing dimension shown.

## Accessories



### CPU Sling - 38925

- Provides CPU tower storage under worksurface
- 5"-8.5"W x 18"D x 17.935"H
- Each table can support (2) CPU slings (1 per side)
- Available in Dark Gray (D), Putty (P), or Black(B)
- 16 ga steel
- Unit weight: 10 lb [4.5 kg]
- Shipping weight: 11.5 lb [5.2 kg]



### Multi-Weight Monitor Arm

**95539** - without USB & multimedia ports  
**95540** - with USB & multimedia ports

- Adjustable gas spring counterbalance
- Weight range: 2.2-33lb
- Fits most 17-35" monitors
- Quick-release 75mm, 100mm, VESA® mounting plate
- Clamp or grommet mounting
- Optional (2) USB 3.0 ports and (2) 3.5mm jacks for mic / headphones
- Cable management channel



### Flat Panel Monitor Arm

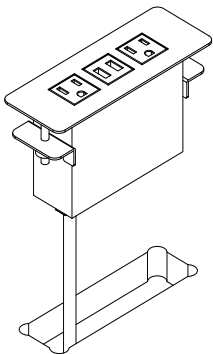
**95512** - for monitors weighing 2-13 lb  
**95522** - for monitors weighing 7.5-25 lb  
**95509** - for monitors weighing 12-31 lb

- Six mounting options (clamp, thru-desk, wall, grommet hole, side bolt, reverse wall)
- Compatible with all VESA® monitors - includes 75mm and 100mm VESA® adapters
- Cable management concealed in arm



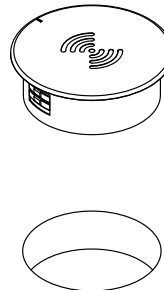
### Dual Flat Panel Monitor Arm - 95533

- Weight range: 3.5-13 lb per monitor
- Six mounting options (clamp, thru-desk, wall, grommet hole, side bolt, reverse wall)
- Compatible with all VESA® monitors - includes 75mm and 100mm VESA® adapters
- Cable management concealed in arm



### Power Module - 99060

- (2) AC power receptacles
- (2) USB charge ports
- Aluminum housing and flange
- Thumbscrew clamps
- Requires worksurface cutout
- ETL-certified
- Available in black, silver, or white
- Customer-installed



### EM Wireless Charging Pad - 99057

- Uses electromagnetic technology to charge Qi V1.2 compliant IC devices ("Qi" enabled)
- LED to confirm pairing / charging
- Security tab prevents theft
- Requires 3" round cutout to be made by customer
- UL-certified

Note: The unit requires a 7" diameter of clearance to work with Qi-enabled phones placed in any orientation. The 3" dia cutout should be located on the worksurface at least 3.5" from any edge.



### 7-Outlet Power Strip - 99024

- Electrical Rating: AC 125V, 15 Amps
- 1000 Joules surge capacity
- 12' cord length
- LED switch
- UL Listed
- Shipping weight: 1.9 lb [.86 kg]

See [spectrumfurniture.com](http://spectrumfurniture.com) for the latest accessories and detailed warranty information.

## Warranty

### **We will make it right for you!**

Thanks for choosing Spectrum! Spectrum is committed to provide complete customer satisfaction. Each of our products is manufactured from the best materials available and each product is stringently monitored throughout the production process through our P.A.C.E. program (Product Assurance to meet Customer Expectations).

We expressly warrant that Spectrum products will be of good quality and workmanship and free from defect for the period set out in the warranty from the date of delivery.

**For a listing of all product specific warranty terms please visit our website at:**

<https://www.spectrumfurniture.com/en/resources/purchasing-terms-warranty>

**1-800-235-1262**

Toll-free HELPLINE

**[spectrum@spectrumfurniture.com](mailto:spectrum@spectrumfurniture.com)**