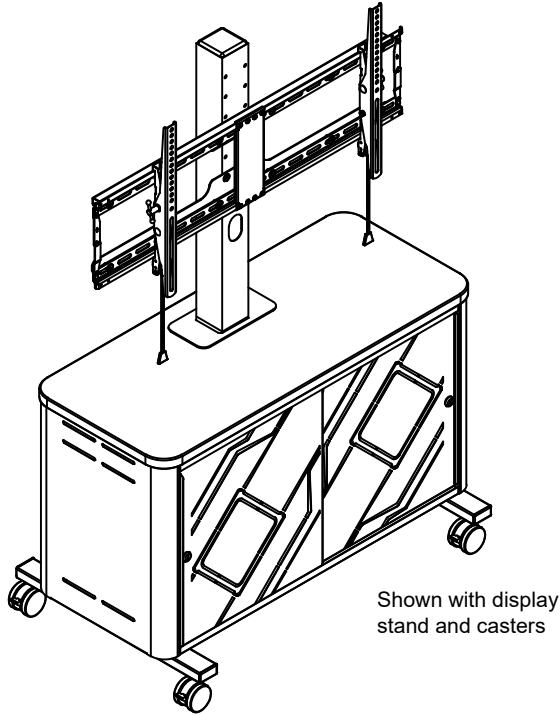
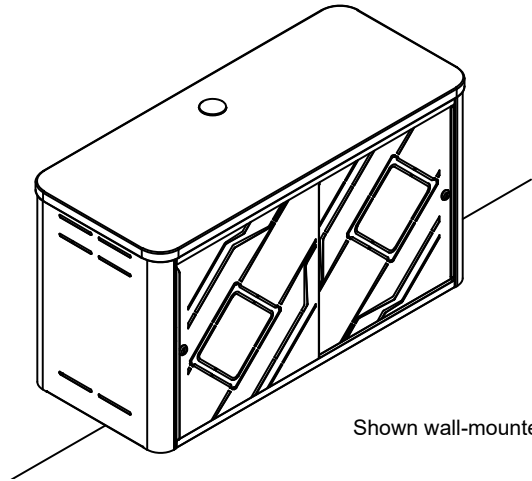


Technical Specifications

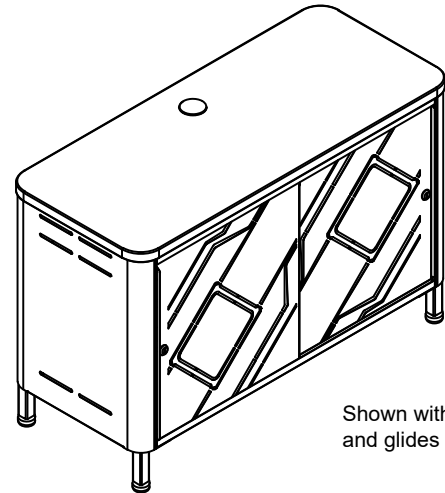
37390



Shown with display stand and casters



Shown wall-mounted



Shown with legs and glides

The Console Gaming Hub stores and secures up to 3 gaming console systems along with accessories. Available mobile (with casters), stationary (with legs), or wall-mounted, the Console Gaming Hub with an optional display stand, and an array of color options, and is easily customizable to any Esports arena, classroom, or student area.

Features and Benefits

- Stores 1-3 gaming consoles with accessories
- Bypass locking sliding front doors simplify accessibility and provide security when consoles are not in use
- Base configurations: 4" legs for fixed use, twin-wheel casters for mobility, or wall-mounted for floor clearance and "floating" effect
- Optional Display Stand provides on-board mounting for monitors
- Grommets throughout unit provide easy cord access and routing
- Ventilation throughout keeps components cool, preventing overheating, and extending device life
- Scratch and impact-resistant high-pressure laminate worksurface and base panels
- Durable powder coated steel chassis provides a long-lasting finish
- Hook and loop strips for cord management included
- Logo option for front door
- Logo option for side panels (pair)
- Headphone hooks (4 included)
- Shipping configurations: KD (knocked-down), or partially assembled
- Designed and assembled in Chippewa Falls, WI, USA

Color Options

See p.3 and spectrumfurniture.com for complete color information.

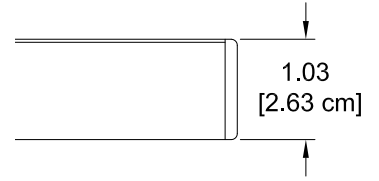
Ordering Instructions

Spectrum has designed this product to receive the useful options shown here. To ensure your options are ordered correctly please call 1-800-235-1262.

Construction

- The worksurface and base panel, are constructed from 1" thick composite board with high-pressure laminate on one face, and a balancing phenolic backer on the opposing face.
- Laminate panel edges are covered with vinyl edgeband.
- 20-gauge doors and side panels, 16-gauge leg / caster tubing
- All metal components are finished with a scratch-resistant powder coat epoxy
- Top and base panels are constructed from 1" composite board
- Top and base panel edges are covered with 3mm vinyl edgeband
- Available Knocked Down (KD) (requires full customer assembly), or partially assembled (requires customer to attach casters or glides)
- Optional Display Stand requires customer assembly.

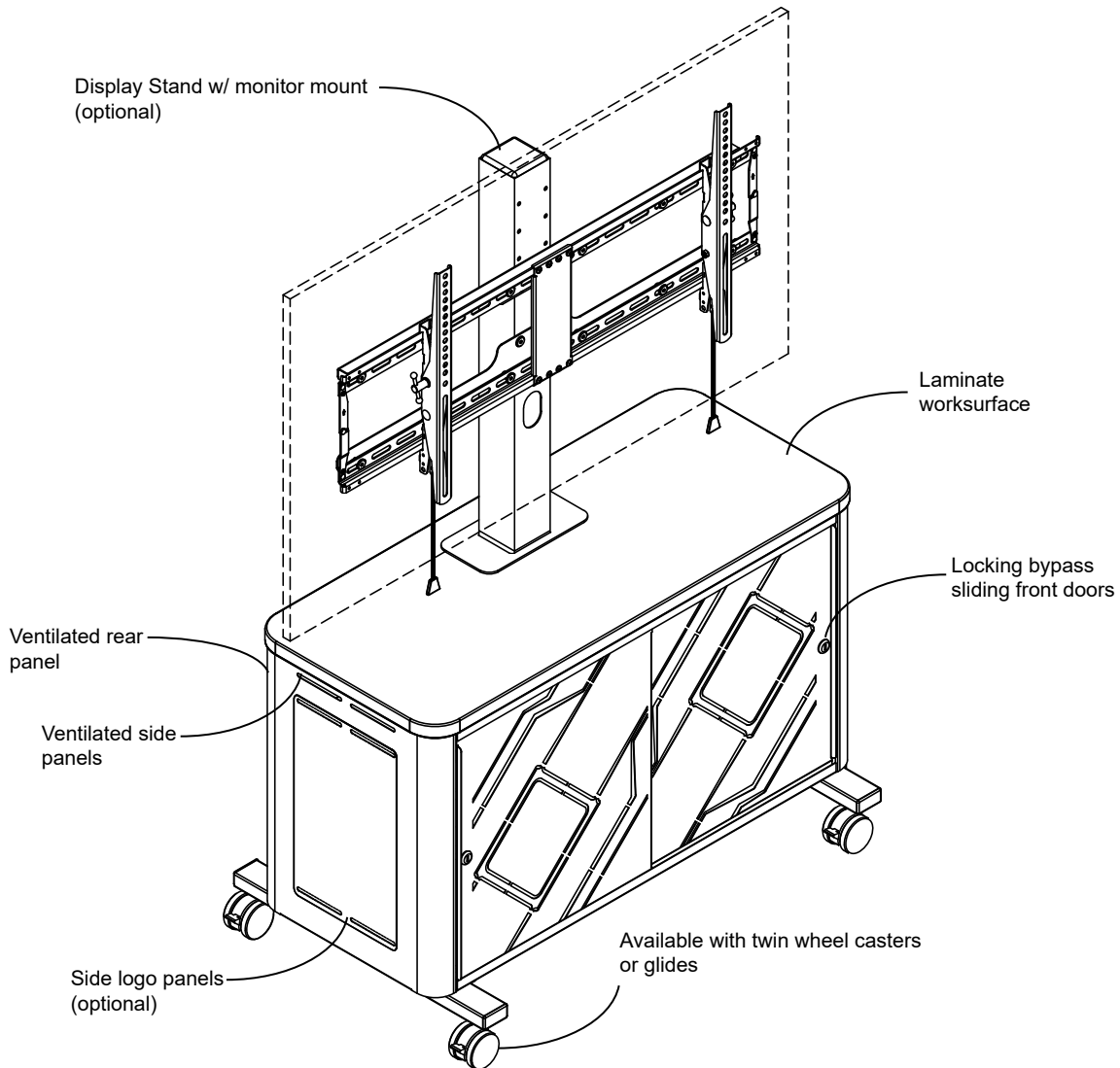
Worksurface edge



Specifications

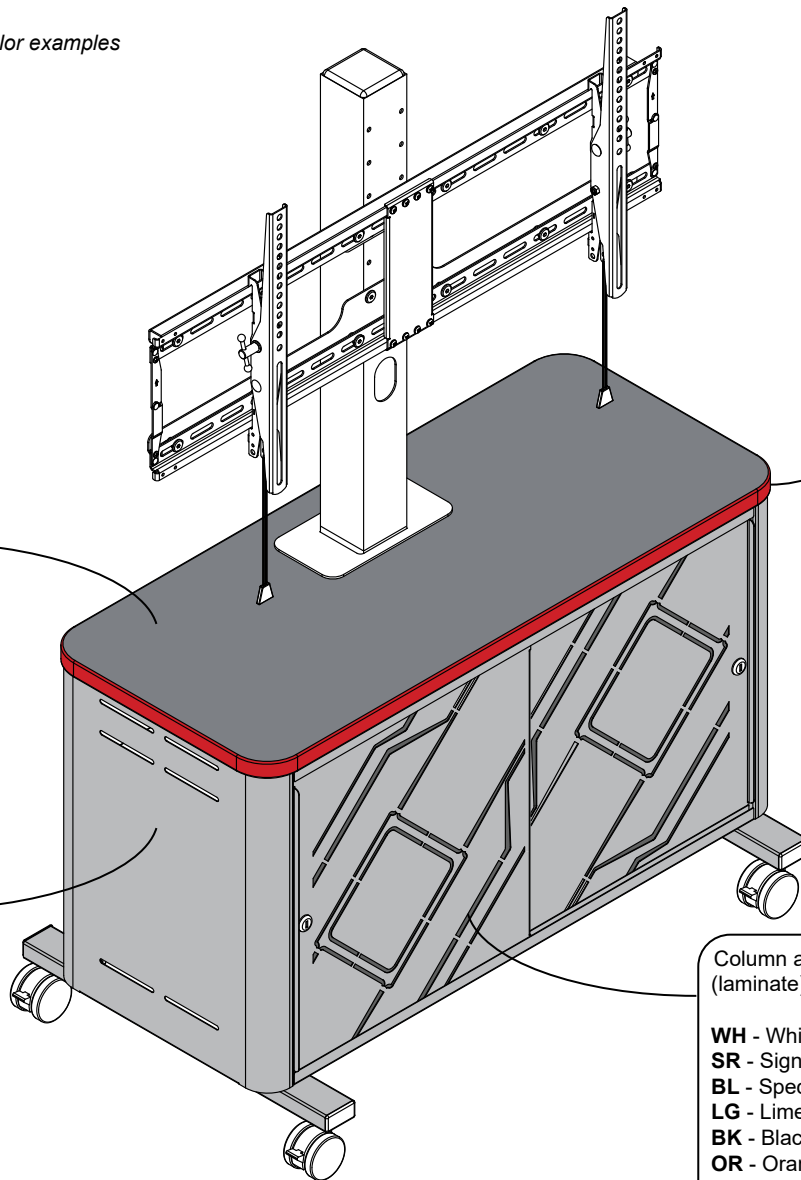
| | |
|-------------------------------|---|
| Interior capacity (nominal) | 14.441"W [52.7 cm] x 14.441"D [36.7 cm] x 18"H [45.7 cm] |
| Adjustable shelf | • 35.32"W [89.7 cm] x 11.875"D [30.16 cm] (see p.7 for adjustment range) |
| Twin-wheel casters (optional) | • Diameter: 2.4" [60.96 mm] • 4 locking • Weight capacity: 90 lb [40.9 kg] each |
| Certifications / Compliance | • Meets or exceeds applicable ANSI-BIFMA test standards |
| Unit weight (nominal) | 80 lb [36.3 kg] 91 lb [41.3 kg] (w/ Display Stand) |
| Shipping weight (nominal) | N/A |

Specifications subject to change without notice



Color Options

*See Spectrumfurniture.com for color examples



Edgeband color:
B - Black
SM - Steel Mesh
RB - Royal Blue
NR - Navajo Red
IG - Island Green
CS - Cafe Sienna Orange
PY - Yellow
SN - Silver Northsea

Laminate color:
B - Black
SM - Steel Mesh

Metal color:
B - Black
BL - Spectrum Blue
SR - Signal Red
OR - Orange
LI - Lime Green

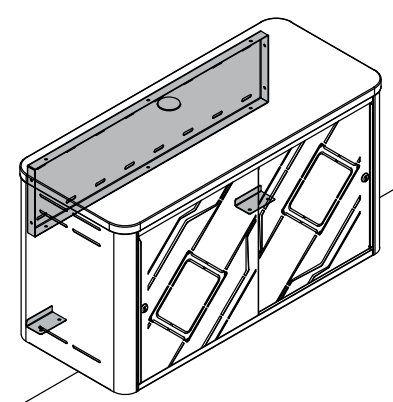
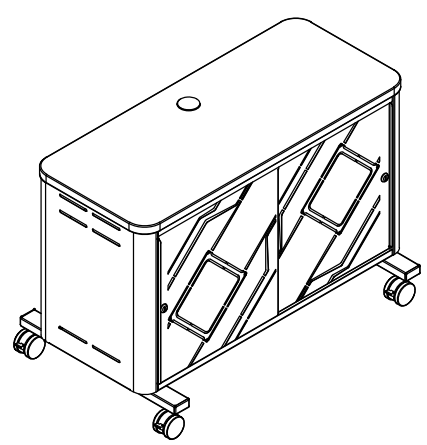
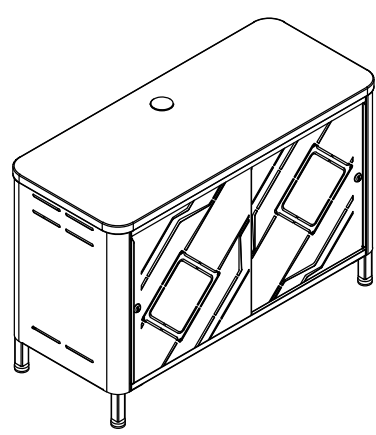
Column accent color:
(laminate)
WH - White
SR - Signal Red
BL - Spectrum Blue
LG - Lime Green
BK - Black
OR - Orange
PY - Yellow
SN - Silver Northsea

Base

ORDER CODE 1 = Legs w/ Glides

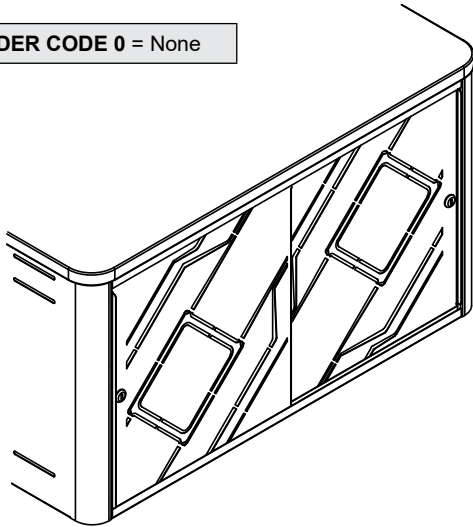
ORDER CODE 2 = Casters

ORDER CODE 3 = Wall Mount



Includes rear half panel and brackets for wall mounting

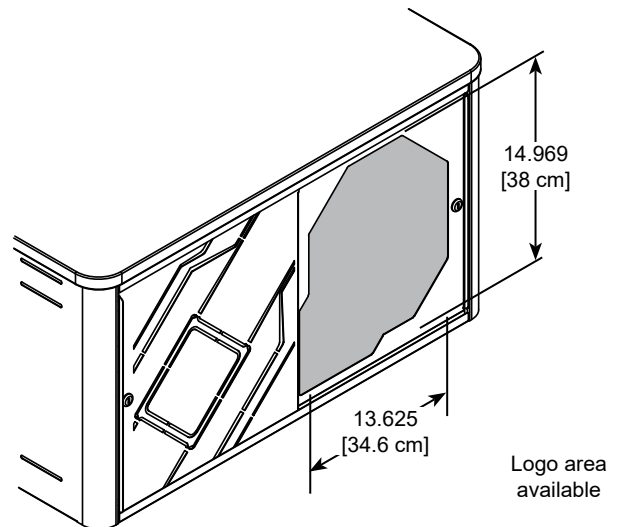
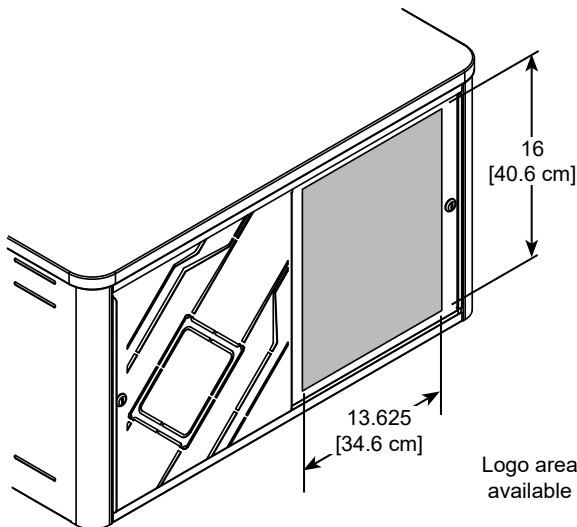
ORDER CODE 0 = None



ORDER CODE 1 = Custom Door Logo-Matching Accent Color

ORDER CODE 2 = Custom Door Logo-Printed Backer

ORDER CODE 3 = Standard Door Logo-Printed Backer



- Attaches to sliding door
- Available with black, white, matching, or printed laminate backer
- To get panel customized-contact Spectrum for details
- New logos require a first time logo charge

Customized Side Logo Panel - (pair)

ORDER CODE 0 = None

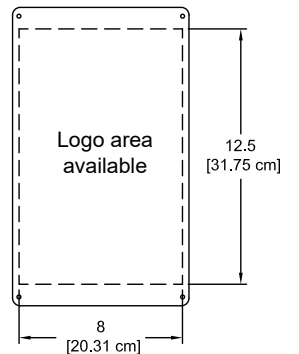
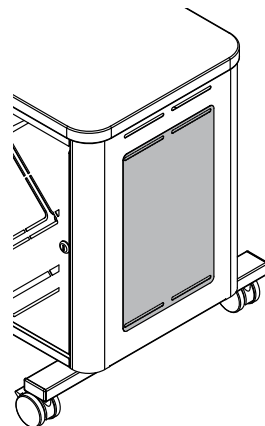
ORDER CODE 1 = Custom Side Logo-Matching Accent Color

ORDER CODE 2 = Custom Side Logo-Printed Backer

ORDER CODE 3 = Standard Side Logo-Printed Backer

- Attaches to outside leg
- Available with black, white, matching, or printed laminate backer
- To get panel customized-contact Spectrum for details
- New logos require a first time logo charge
- Customer-installed

Dimensions: 8.64"W [21.94 cm] x 14.6"H [37.09 cm]
 Available logo area: 8"W [20.31 cm] x 12.5"H [31.75 cm]



ORDER CODE 0 = None

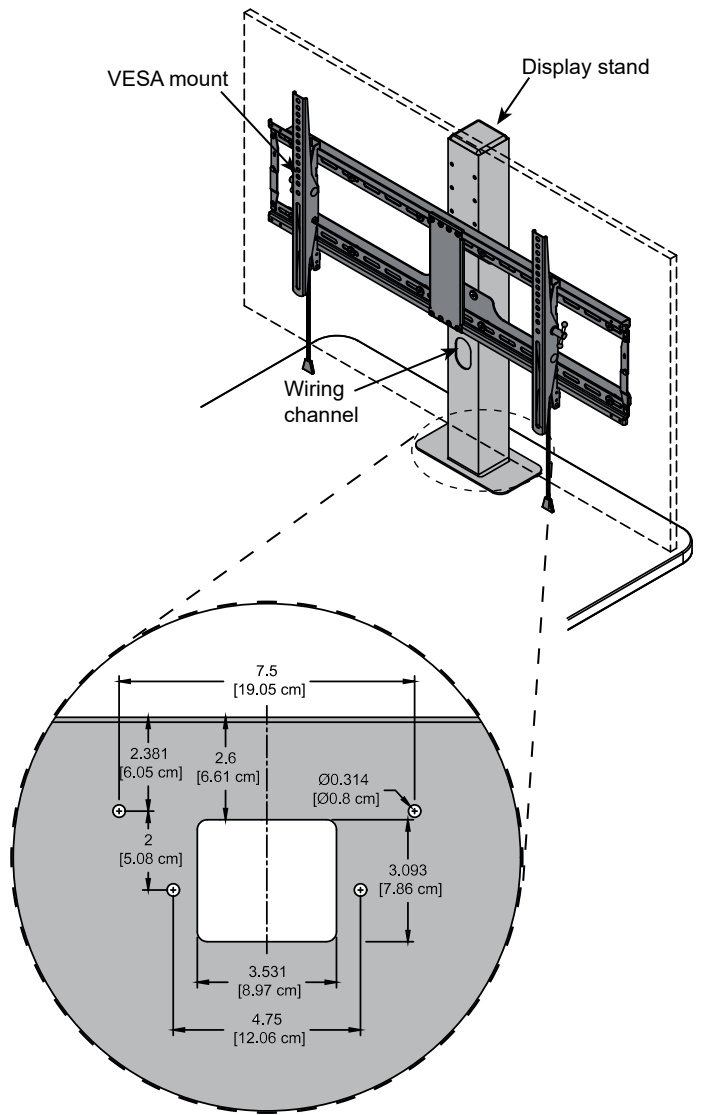
ORDER CODE 1 = Display Stand

- Bolts directly to worksurface
- Worksurface mounting holes and cutout included when configured
- Integrated wiring channel routes and hides wires
- VESA mount (tilting)
- Adjustable (VESA-compatible) mount

| | | |
|--|--------------------------------|-----------|
| Monitor size range: | 37"-70" [94-177.8 cm] diagonal | |
| VESA compatibility: | 200 x 200 | 600 x 400 |
| | 400 x 200 | 400 x 400 |
| | 300 x 300 | 800 x 400 |
| Max monitor weight capacity: | 130 lb [59 kg] (w/ glides) | |
| | 165 lb [74.9 kg] (w/ casters) | |
| Max recommended monitor height (floor to top of monitor) | 66"H | |
| Vertical adjustment: (worksurface-to-center) | • 23.5"H [59.7 cm] | |
| | • 21.5"H [54.6 cm] | |
| | • 19.5"H [49.5 cm] | |
| | • 17.5"H [44.5 cm] | |
| | • 15.5"H [39.4 cm] | |

(5 vertical positions in 2" increments)

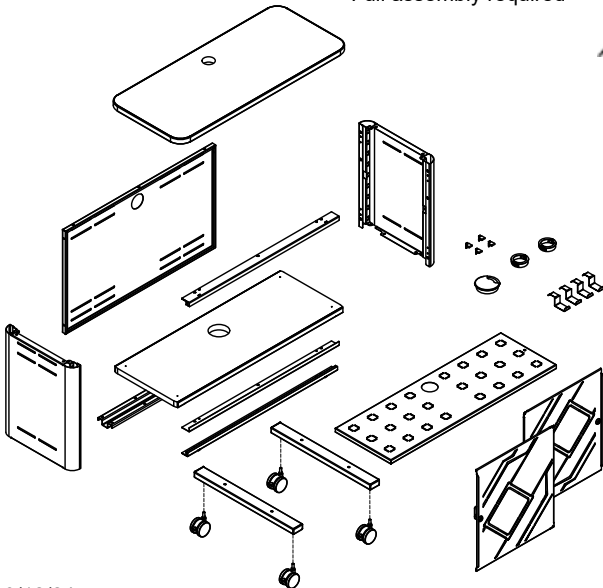
Cutout and mounting holes will be added to the worksurface when this option is selected.



Assembly Options

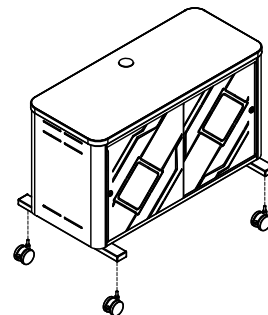
ORDER CODE 1 = Knocked Down (KD)

Full assembly required

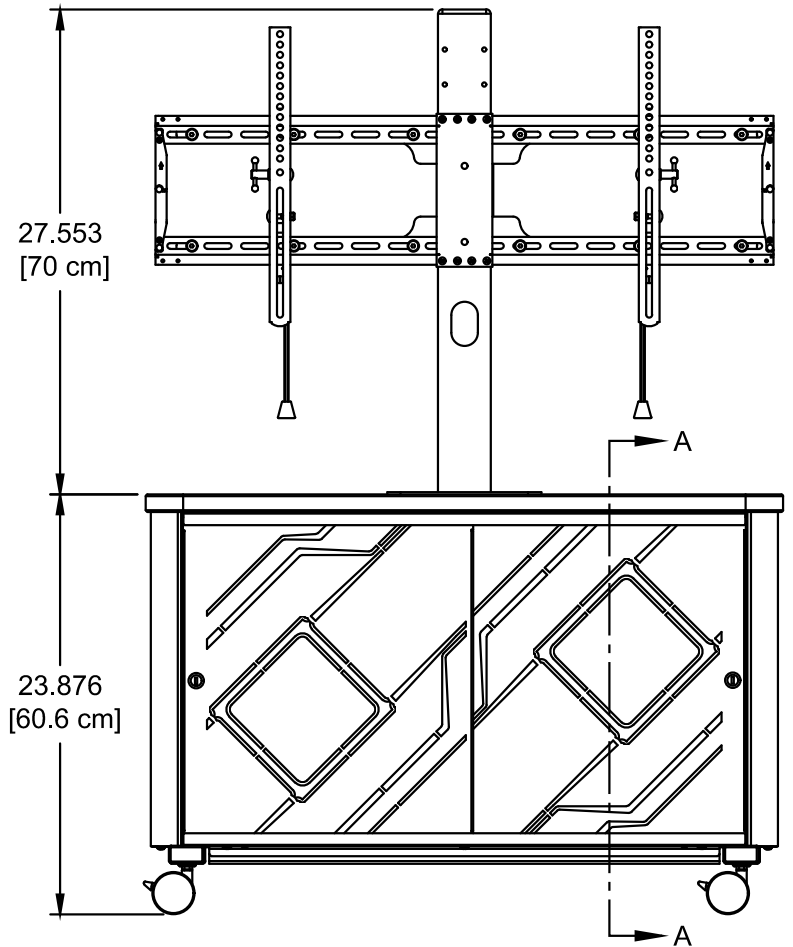
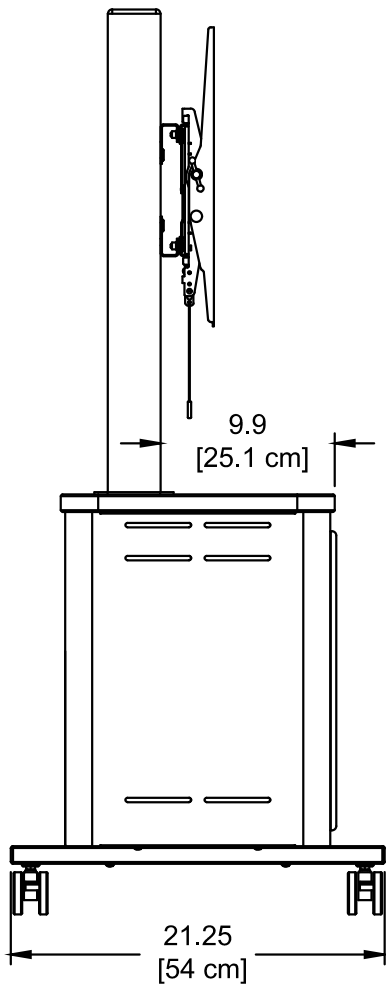
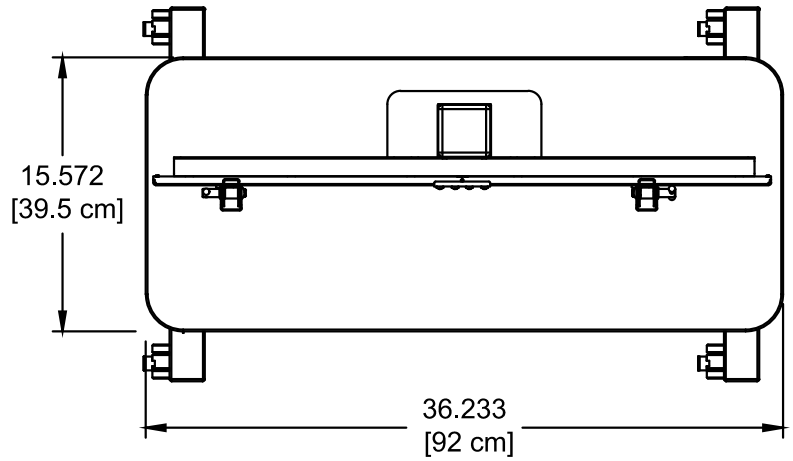
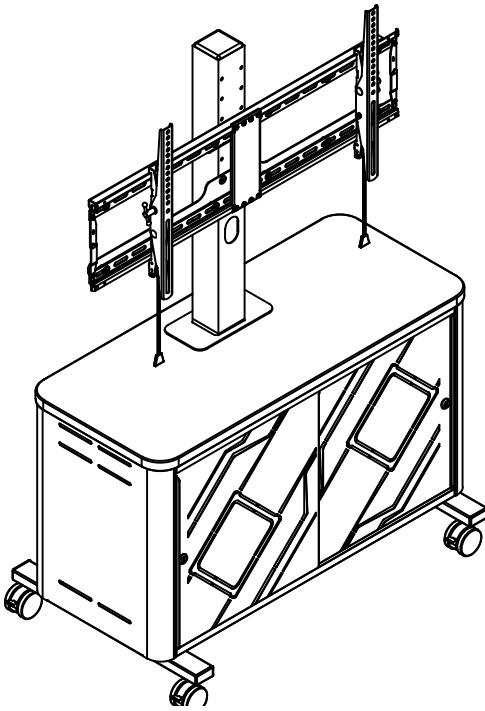


ORDER CODE 3 = Partially assembled

Caster or glide assembly required

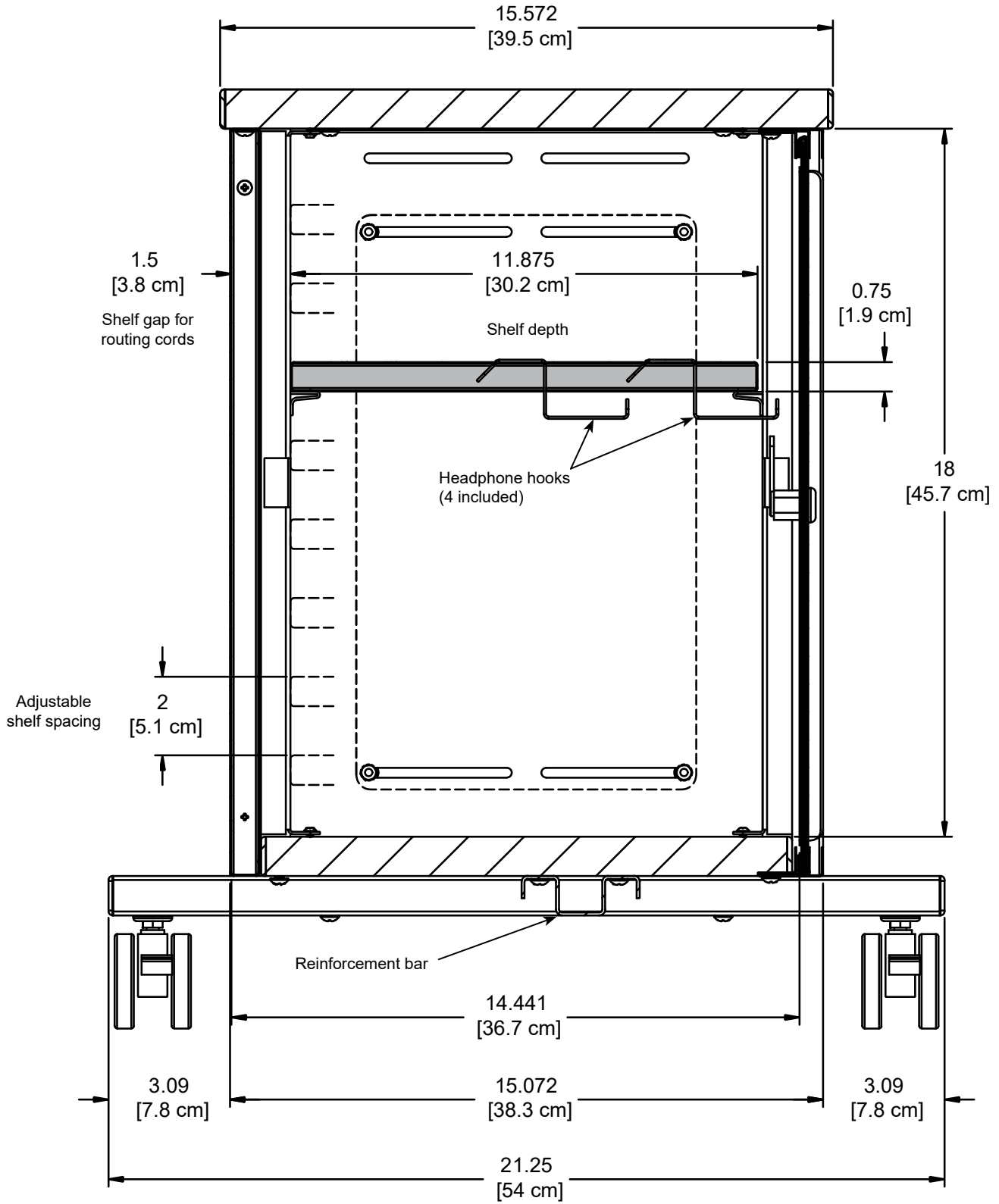


Console Gaming Hub
(shown with Display Stand and casters)



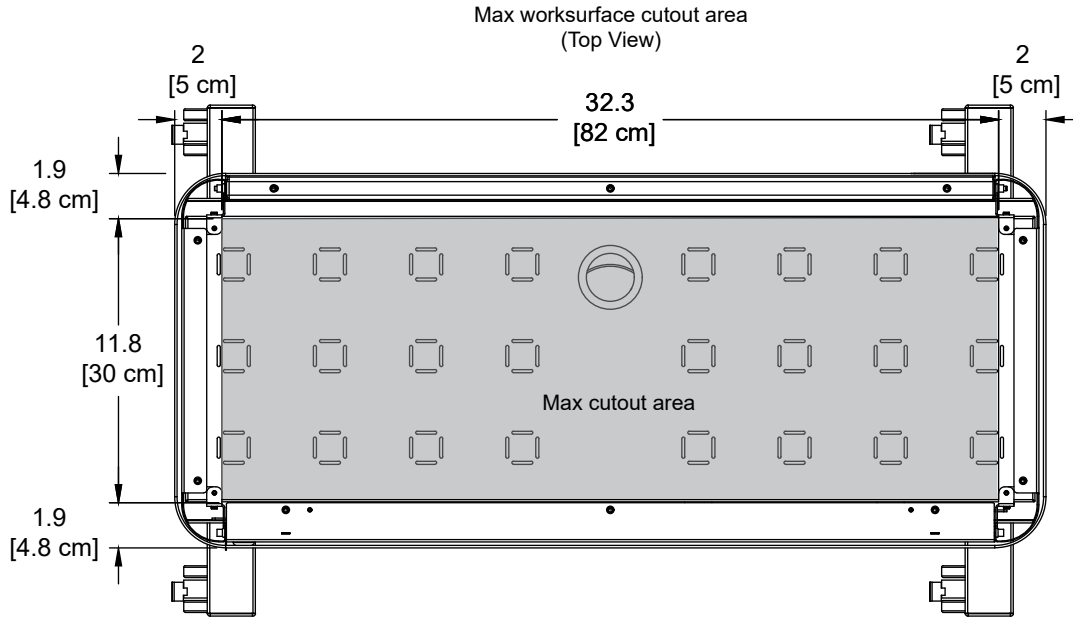
Note: The max recommended monitor height is 66"H (floor to top of monitor)

Section View A-A
(shown with casters)

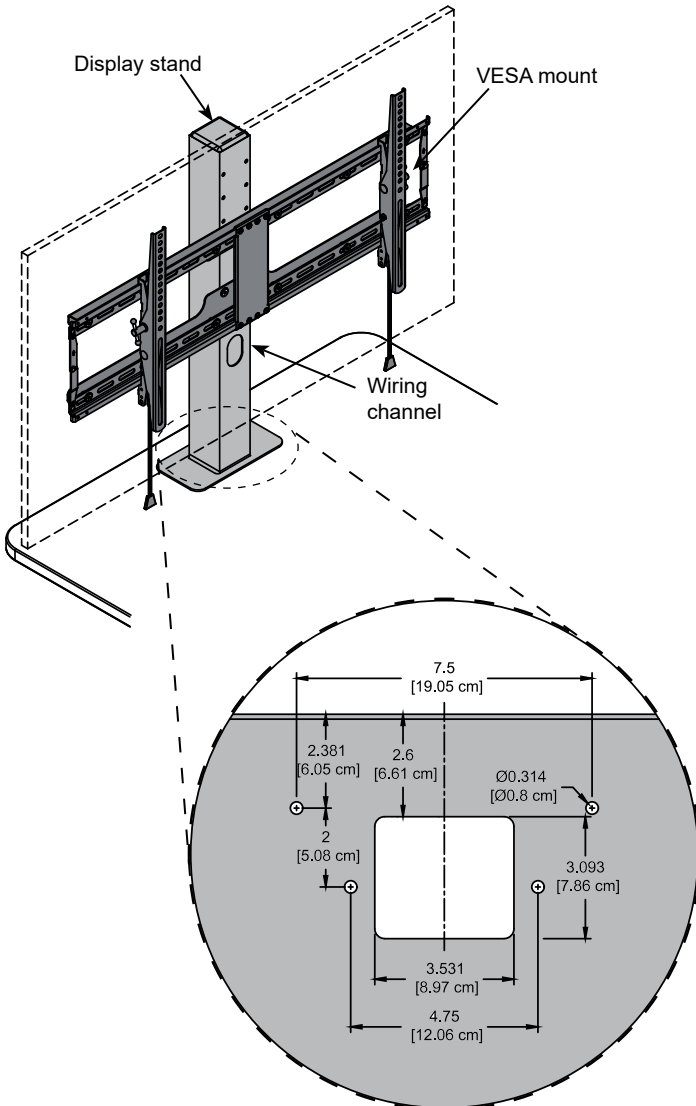


Worksurface cutout areas

Modified worksurface cutouts should be reviewed by Spectrum to ensure clearance of frame members, brackets, or other objects under the worksurface.



Accessories



Display Stand - 37130

- Bolts directly to worksurface
- Requires worksurface mounting holes and cutout
- Integrated wiring channel routes and hides wires
- VESA mount (tilting)
- Adjustable (VESA-compatible) mount

| | | |
|---------------------|--------------------------------|-----------|
| Monitor size range: | 37"-70" [94-177.8 cm] diagonal | |
| VESA compatibility: | 200 x 200 | 600 x 400 |
| | 400 x 200 | 400 x 400 |
| | 300 x 300 | 800 x 400 |

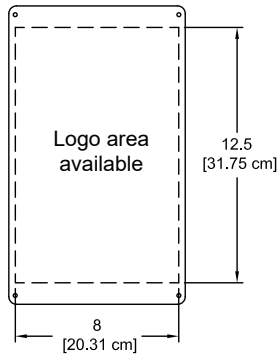
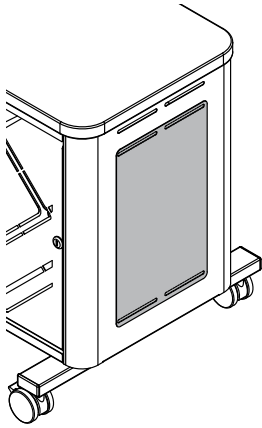
| | |
|------------------------------|-------------------------------|
| Max monitor weight capacity: | 130 lb [59 kg] (w/ glides) |
| | 165 lb [74.9 kg] (w/ casters) |

| | |
|--|------|
| Max recommended monitor height (floor to top of monitor) | 66"H |
|--|------|

| | | |
|---|--------------------|--|
| Vertical adjustment: (worksurface-to-center) | • 23.5"H [59.7 cm] | <i>(5 vertical positions in 2" increments)</i> |
| | • 21.5"H [54.6 cm] | |
| | • 19.5"H [49.5 cm] | |
| | • 17.5"H [44.5 cm] | |
| | • 15.5"H [39.4 cm] | |

| | |
|------------------|-----------------|
| Shipping weight: | 35 lb [15.9 kg] |
|------------------|-----------------|

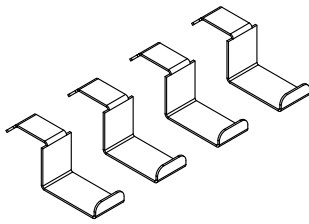
Mounting holes and cutout needed on flat end of worksurface



Customized Side Logo Panel - 22929

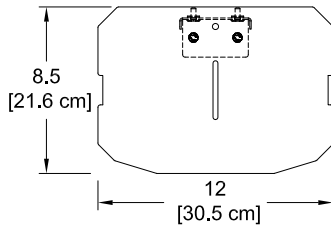
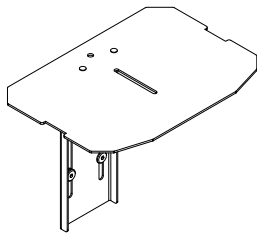
- Attaches to outside leg
- Available with black, white, matching, or printed laminate backer
- To get panel customized-contact Spectrum for details
- New logos require a first time logo charge
- Customer-installed

Dimensions: 8.64"W [21.94 cm] x 14.6"H [37.09 cm]
 Available logo area: 8"W [20.31 cm] x 12.5"H [31.75 cm]
 Shipping weight: 4 lb [1.82 kg]



Headphone Hooks - 95032

- (4) included
- Attaches to Console Hub shelf
- Shipping weight: 1 lb [.454 kg]



Camera Mount - 55518

- Provides ability to mount camera for video teleconferencing
- Requires optional [Display Stand 37130](#)
- Mounts above monitor(s) for group teleconferencing
- Adjustable height shelf bracket provides ideal height
- Shipping weight: 5 lb [2.3 kg]



USB charger 6-port - 55522

- *For charging USB devices
- 6 USB ports (up to 2.4A per port)
- 60W, 12A max
- 5' detachable power cord
- UL-certified
- 3.9" [99mm] x 2.8" [70mm] x 1" [26mm]
- Unit weight: 6.7 oz [190g]
- Shipping weight: 16 oz [454g]

**For charging only-no data*



USB charger 10-port - 55529

- *For charging USB devices
- 10 USB ports (up to 2.4A per port)
- 60W, 12A max
- 5' detachable power cord
- 4.4" [112mm] x 2.7" [68mm] x 1.1" [27mm]
- Unit weight: 7.7 oz [218g]
- Shipping weight: 16 oz [454g]

**For charging only-no data*



Multi-Weight Monitor Arm

95539 - without USB & multimedia ports
95540 - with USB & multimedia ports

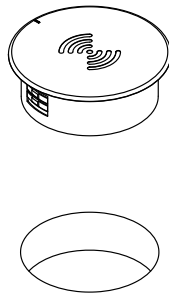
- Adjustable gas spring counterbalance
- Weight range: 2.2-33 lb
- Fits most 17-35" monitors
- Quick-release 75mm, 100mm, VESA® mounting plate
- Clamp or grommet mounting
- Optional (2) USB 3.0 ports and (2) 3.5mm jacks for mic / headphones
- Cable management channel

Note: Grommet mounting required on the Console Gaming Hub.



7-Outlet Power Strip - 99024

- Electrical Rating: AC 125V, 15 Amps
- 1000 Joules surge capacity
- 12' cord length
- LED switch
- UL Listed
- Shipping weight: 1.9 lb [.86 kg]

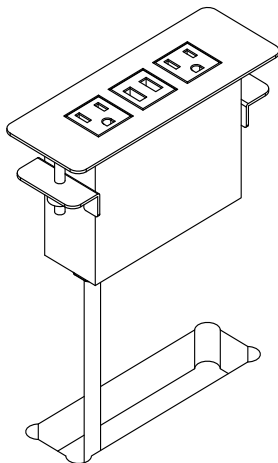


EM Wireless Charging Pad - 99057

- Uses electromagnetic technology to charge Qi V1.2 compliant IC devices ("Qi" enabled)
- LED to confirm pairing / charging
- Security tab prevents theft
- Customer-installed
- UL-certified

Note: The unit requires a 7" diameter of clearance to work with Qi-enabled phones placed in any orientation. The 3" dia cutout should be located on the worksurface at least 3.5" from any edge.

| | |
|------------------|--|
| Cutout required: | 3" dia (by customer) |
| Input: | DC 5V (with included DC5V.2A power adapter) |
| Output: | 5W max (with included DC5V.2A power adapter) |
| Power cord: | 8' [244 cm] with DC jack |
| Dimensions: | 3.5" dia [8.9 cm] x 1.125"H [2.9 cm] |
| Shipping weight: | 1 lb [.45 kg] |



Power Module - 99058

- (2) AC power outlets
- (2) USB charge ports
- Aluminum housing and flange
- Thumbscrew clamps
- Requires worksurface cutout made by customer
- ETL-certified
- Available in black, silver, or white
- Customer-installed

| | |
|---------------------|--|
| Cutout required: | 5.65"W [14.35 cm] x 1.65"D [4.19 cm] |
| Power cord: | 10' [305 cm] 14AWG *3C power cord |
| Power receptacles: | 125V, 60hz, 15A tamper-resistant |
| USB charging ports: | 2.1A (10.5W) (not data-compatible) |
| Dimensions: | 6.38"W [16.2 cm] x 2.36"D [6 cm] x 3.54"H [9 cm] |
| Unit weight: | 2 lb [.9 kg] |
| Shipping weight: | 2.35 lb [1 kg] |



Product update
New USB-C Power Module version available. See details at:
www.spectrumfurniture.com

Note: The unit requires a 5.65"W x 1.65" cutout to be made in the worksurface.

See spectrumfurniture.com for the latest accessories and detailed warranty information.

Warranty

We will make it right for you!

Thanks for choosing Spectrum! Spectrum is committed to provide complete customer satisfaction. Each of our products is manufactured from the best materials available and each product is stringently monitored throughout the production process through our P.A.C.E. program (Product Assurance to meet Customer Expectations).

We expressly warrant that Spectrum products will be of good quality and workmanship and free from defect for the period set out in the warranty from the date of delivery.

For a listing of all product specific warranty terms please visit our website at:

<https://www.spectrumfurniture.com/en/resources/purchasing-terms-warranty>

1-800-235-1262

Toll-free HELPLINE

spectrum@spectrumfurniture.com