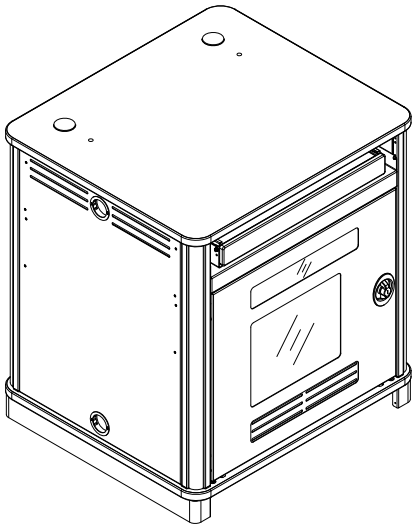
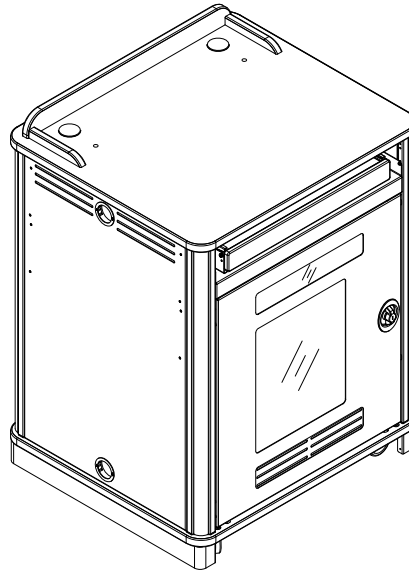


Technical Specifications

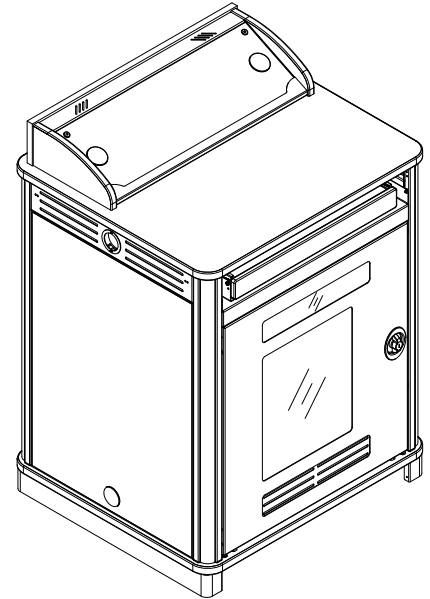
55115



36”H shown with plain work surface, metal side panels, instructor-side door and keyboard tray



41”H shown with surround, metal side panels, instructor-side door, and keyboard tray



41”H shown with Overbridge Control Console, laminate side panels, instructor-side door, and keyboard tray

Available in 36” or 41” heights, the Link is mid-sized lectern used when equipment storage is required. An optional rack cube provides front and rear rack mounting space. A removable audience-side panel provides full internal-access. The work surface is available in plain, surround, or overbridge versions. An optional keyboard tray is available. The lectern is mobile with standard casters, or stationary with an optional Toe kick kit. Other options available include additional 2RU rails, rack-mount accessories (logo panel, flip-up shelves, and work surface power module).

Features and Benefits

- Optional removable rack cube (12RU front and rear on 36”H, 15RU on 41”H) simplifies installation for any equipment configuration, provides mounting capabilities for multiple cooling fans, and provides the ability to integrate equipment remotely before being installed into the lectern at a later date.
- Durable powder coated steel chassis provides a long-lasting finish
- Scratch and impact-resistant high-pressure laminate top provides a durable, useful work surface for instructors
- 3” swivel Twin-Wheel (TW) casters provide mobility (2 locking)
- Work surface surround provides privacy and styling
- Overbridge version allows custom cutouts and installation of presentation controllers
- Two 2” cable grommets on work surface (two on overbridge) provide cable access to user
- Side panels are available in matching metal or laminate
- Panel under keyboard storage area provides security
- Ventilation throughout lectern helps keep equipment cool, preventing overheating, and extending device life
- Cable grommets keep wires and cords organized
- Work surface and base panel vinyl edging protects walls and furniture
- Removable audience-side panel provides access to internal equipment
- Optional flip-up shelf provides a convenient additional work surface (two height positions on 41”H Link)
- Optional keyboard tray or 2RU rack rail kit can be installed under work surface
- Optional customizable logo panel simplifies adding or changing logos
- Optional locking instructor-side door provides security, the ability to monitor internal components, and can be removed via quick-release to provide full-access to rack equipment. (Can be installed to be hinged from the left or right)
- Optional Toe kick kit with access panel is available to anchor the lectern to the floor when mobility is not necessary or required (customer-installed)
- Warranted to be free of all defects in materials and workmanship for 10 years
- Designed and assembled in Chippewa Falls, WI, USA

Color Options

Available in Spectrum Expressions colors. See spectrumfurniture.com for complete color information.

Ordering Instructions

Spectrum has designed this product to receive the useful options shown here. To ensure your options are ordered correctly please call 1-800-235-1262.

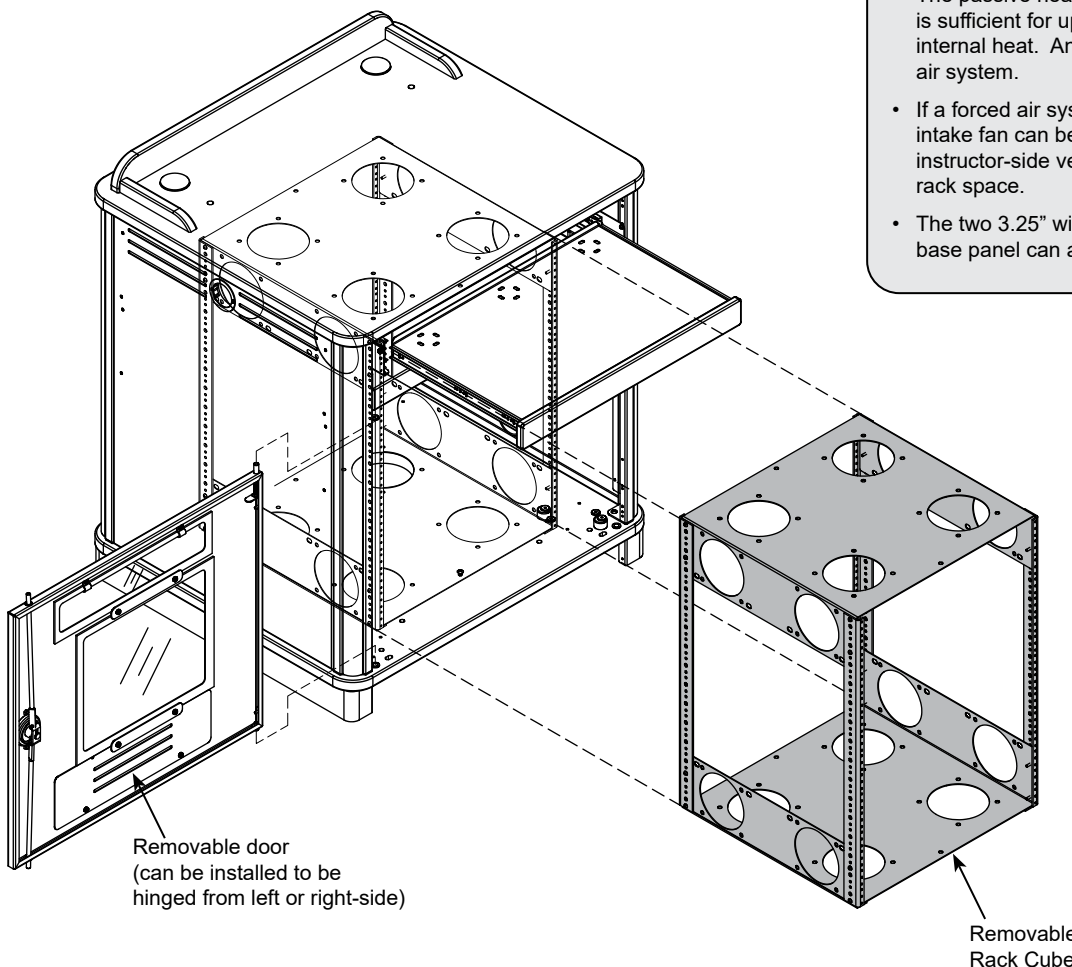
Construction

- The worksurface and base panel are constructed from 1" thick composite board with .030" high-pressure laminate on one face, and a balancing phenolic backer on the opposing face
- Metal components consist of 16-gauge steel
- Worksurface edges are covered with 3mm vinyl edgeband
- All metal components are finished with a scratch-resistant powder coat epoxy
- Solid wood corner trim
- Each Link Lectern is factory-assembled with casters, packaged, and shipped on its own skid. Customer-installed base skirt.

Specifications

Upper storage area (nominal)	26.57"W [67.48 cm] x 15.69"D [39.86 cm] x 4.72"H [11.98 cm]	
Lower internal area (nominal)	26.75"W [67.9 cm] x 24.6"D [62.4 cm] x	28.7"H [72.9 cm] - 41"H Link 23.7"H [60.2 cm] - 36"H Link
Optional Rack cube	15RU - 41"H Link 12RU - 36"H Link	
3" Twin Wheel casters	Weight capacity 165 lb [74.9 kg] each	
Certifications / Compliance	Meets or exceeds applicable ANSI-BIFMA test standards	
Unit weight (nominal)	144 lb [65.4 kg] - 41"H Link 127 lb [57.7 kg] - 36"H Link	
Shipping weight (nominal)	N/A	

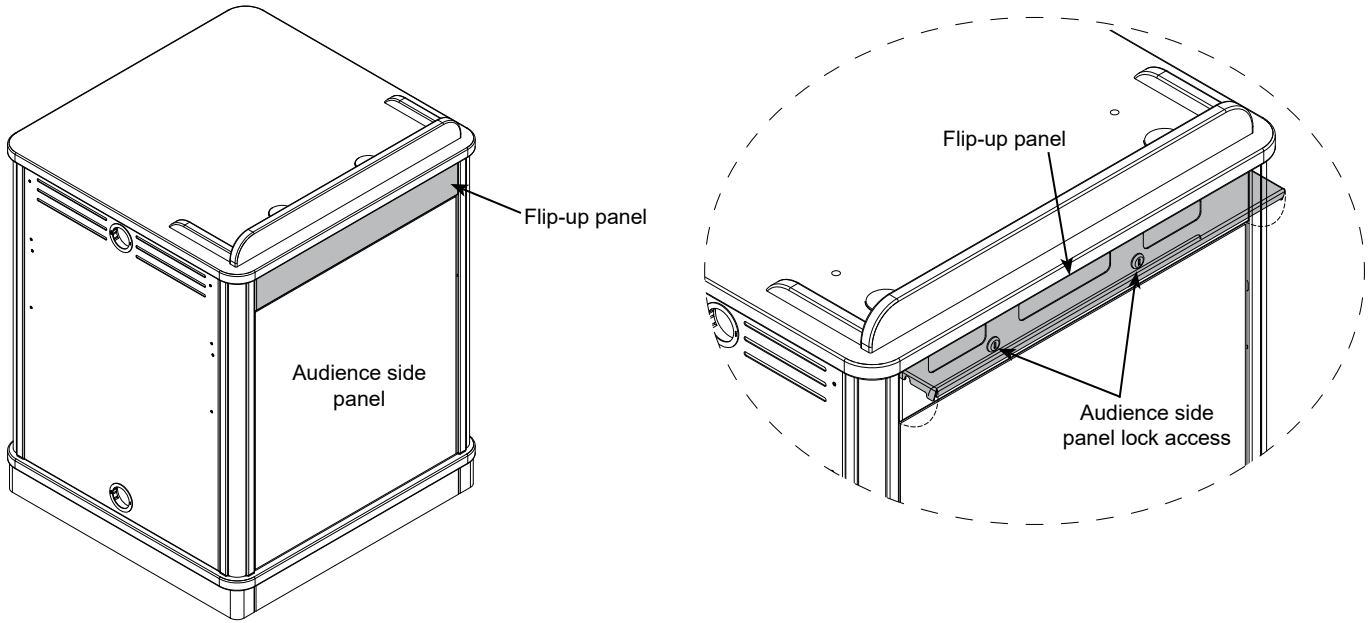
Specifications subject to change without notice



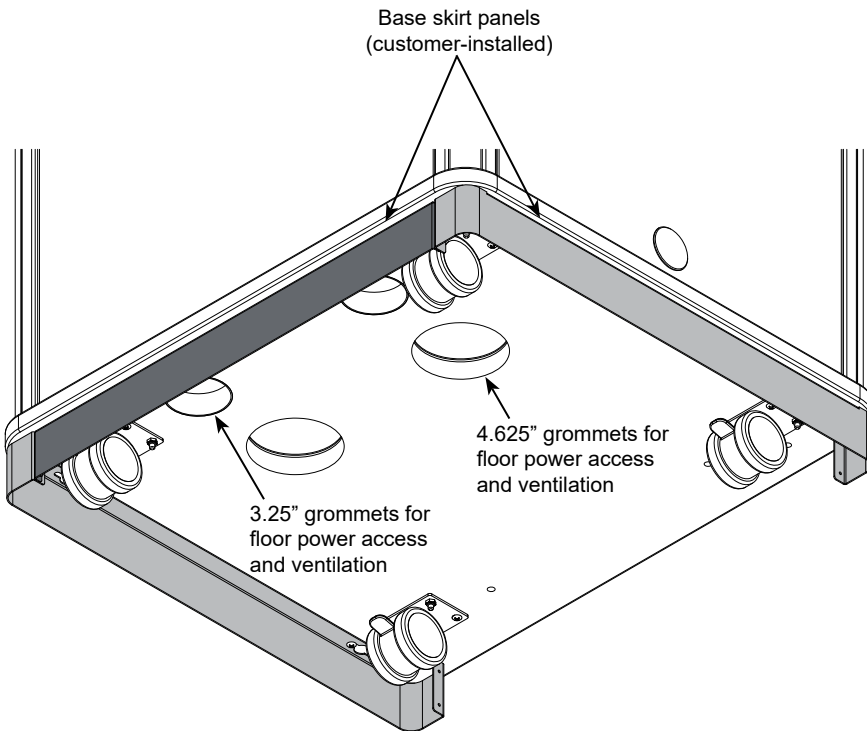
Heat Dissipation:

- The passive heat dissipating system of this lectern is sufficient for up to approximately 800 BTU's of internal heat. Anything higher may require a forced air system.
- If a forced air system is anticipated, a rack mounted intake fan can be installed directly behind the instructor-side vented door panel to draw air into the rack space.
- The two 3.25" wire management grommet caps in the base panel can also be removed to increase airflow.

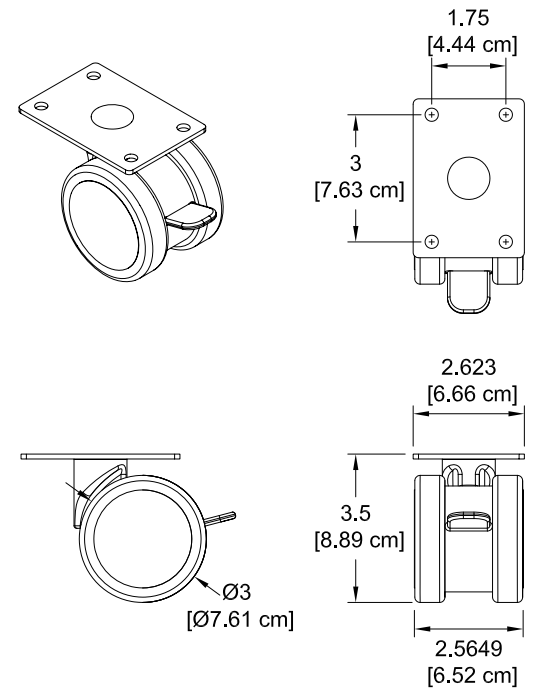
Audience-side view



Bottom view

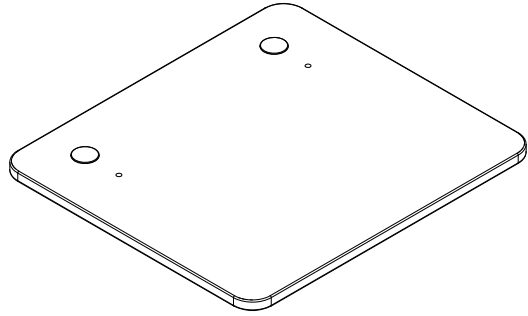


3" Twin-Wheel caster (TW)



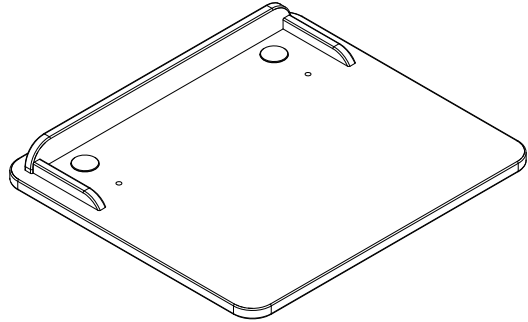
ORDER CODE P1 =	36"H - Worksurface only (plain)
ORDER CODE P2 =	41"H - Worksurface only (plain)

- Two 2" grommets (with covers)
- Two .375" holes (with plugs) for worksurface monitor arm mounting



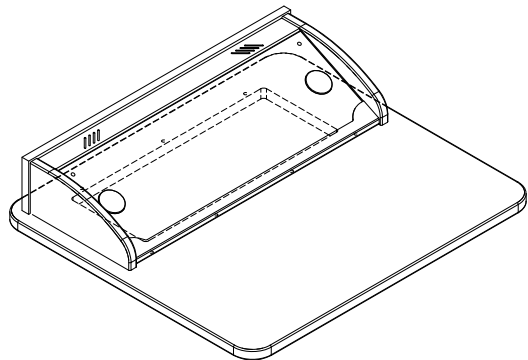
ORDER CODE S1 =	36"H - Surround
ORDER CODE S2 =	41"H - Surround

- Surround
- Two 2" grommets (with covers)
- Two .375" holes (with plugs) for worksurface monitor arm mounting



ORDER CODE B1 =	36"H - Overbridge Control Console™
ORDER CODE B2 =	41"H - Overbridge Control Console™

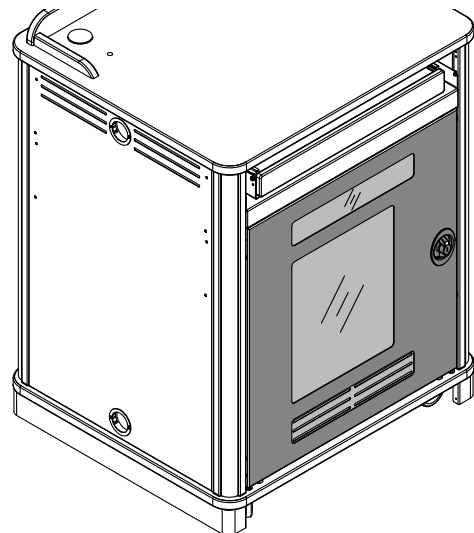
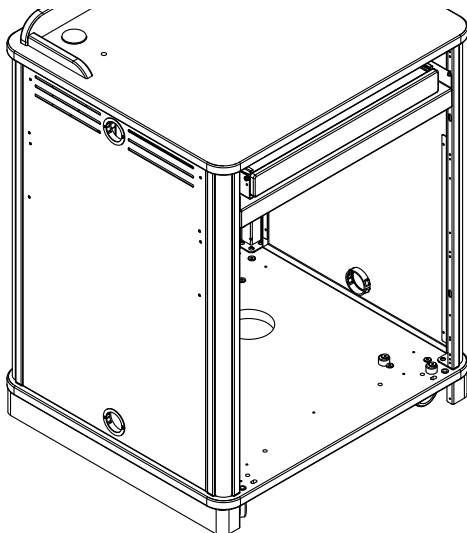
- Overbridge with blank insert panel for custom cutouts (see p.13 for dimensions)(Overbridge not available separately)
- Two 2" grommets (with covers)



Instructor-Side Door

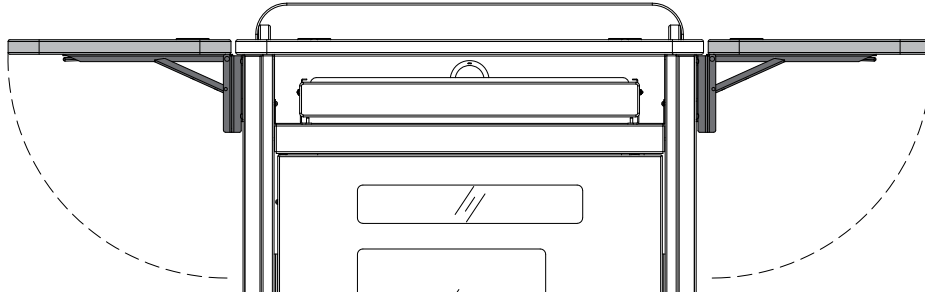
ORDER CODE 0 =	None
-----------------------	------

ORDER CODE 1 =	Yes (matches metal color)
-----------------------	---------------------------



Flip-Up Shelf

ORDER CODE 0 =	None
ORDER CODE C =	1 shelf, Matching laminate
ORDER CODE D =	2 shelves, Matching laminate
ORDER CODE E =	1 shelf, Chalk white dry erase (WD)
ORDER CODE F =	2 shelves, Chalk white dry erase (WD)

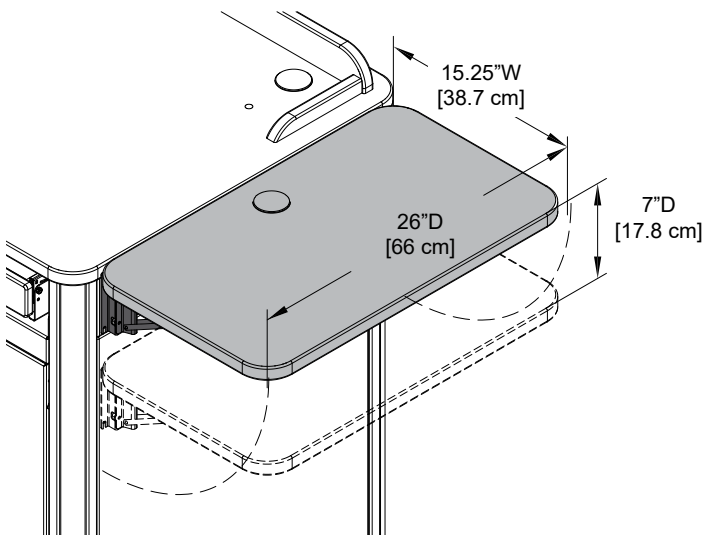


Flip-Up Shelf

- Matching laminate
- Shelf brackets lock into place in the upright position
- Includes 2" grommet
- 2 mounting heights available
- Available in White Chalk Dry Erase laminate. Flip-up shelves configured with white laminate will have the same edgeband color as the worksurface and base panel.
- Customer-installed

Weight capacity:	35 lb [15.9 kg]
Dimensions:	15.25"W [38.7 cm] x 26"D [66 cm] x 1"H [2.54 cm]
Height positions available:	• 41"H [104.1 cm] (level with worksurface) • 33.5"H [85.1 cm]

Note: Power and communication wiring for document cameras, laptop computers, and/or projectors placed on the flip-up shelf should be routed on top of the audience-side of the shelf. Use of the shelf grommet hole for wiring will result in pinching of the cords when the shelf is folded.

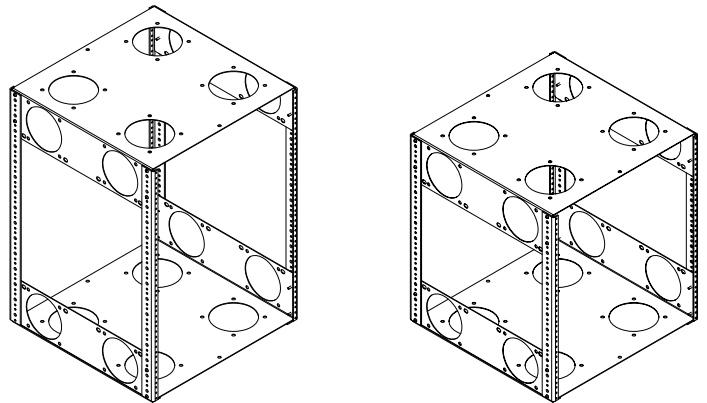


Rack Cube

ORDER CODE 0 =	None
ORDER CODE 7 =	12RU (36"H Link Lectern)
ORDER CODE 8 =	15RU (41"H Link Lectern)

Rack Cube

- Provides the ability to integrate equipment remotely before installation into the lectern
- One rack cube can be installed into the Link Lectern
- Polyethylene slides on bottom for easy removal
- Can be secured to base panel
- Cooling fan compatible
- Color: black
- Factory-installed

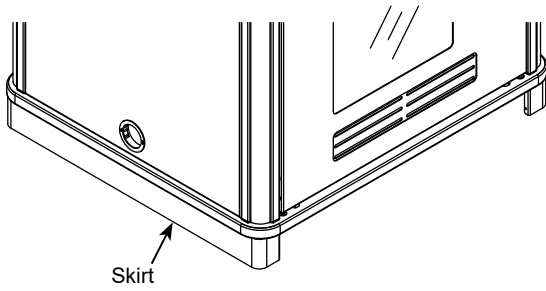


Note: If rack rail mounting is needed in the lectern, the rack cube must be specified. The lectern does not provide any rack-mount capabilities without the cube.

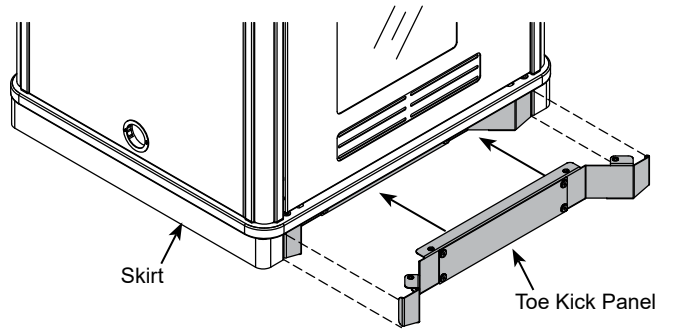
Rack rail:	• 15RU front and rear - (for 41"H Link) • 12RU front and rear - (for 36"H Link)
Dimensions:	• 15RU Cube: 19.125"W [48.58 cm] x 19.031"D [48.34 cm] x 26.625"H [67.63 cm] • 12RU Cube: 19.125"W [48.58 cm] x 19.031"D [48.34 cm] x 21.375"H [54.29 cm]
Mounts for cooling fans:	Compatible with most 4.7" fans with 4.13" mounting hole spacing (12 mounting locations available)
Unit weights:	21 lb [9.5 kg] - 15RU Cube 19 lb [8.6 kg] - 12RU Cube

Base

ORDER CODE 00 = Skirt only



ORDER CODE TK = Skirt with Toe Kick Kit

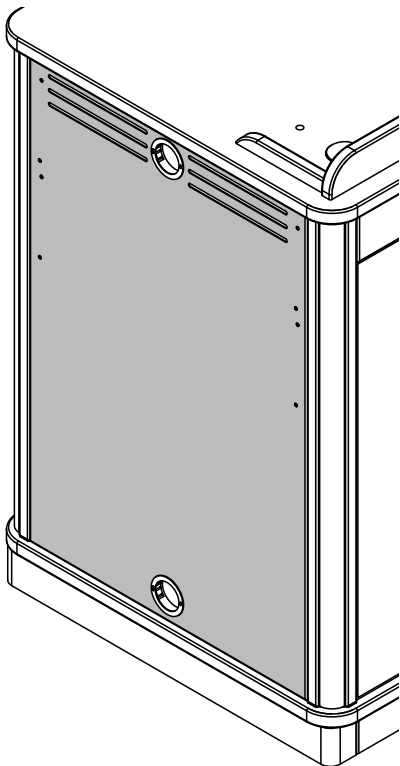


Toe Kick Kit

- Attaches to floor and lectern when mobility is not necessary or desired (floor fasteners not included)
- Conceals casters
- Includes access panel
- Customer-installed

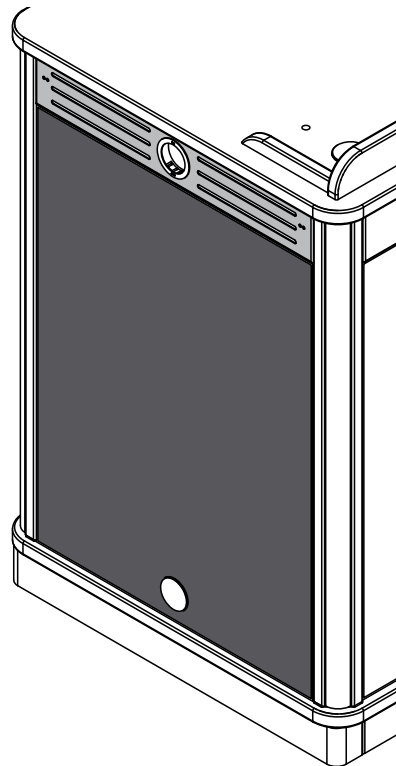
Side Panel Style

ORDER CODE 1 = Matching Metal



Venting: Metal panel has integrated vents.

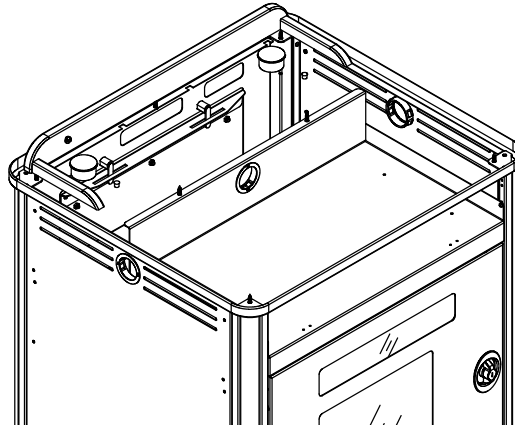
ORDER CODE 2 = Matching Laminate



Venting: The narrow vented upper metal panel and grommet holes on base panel provide airflow. The laminate panel itself does not have integrated vents.

Upper Storage Area Option

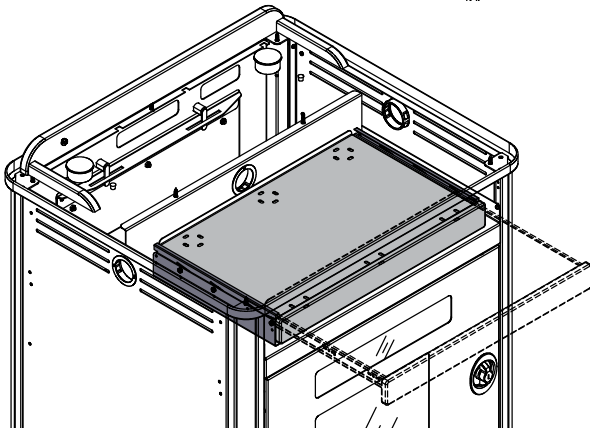
ORDER CODE 0 = None



ORDER CODE 7 = Keyboard Tray

Keyboard Tray

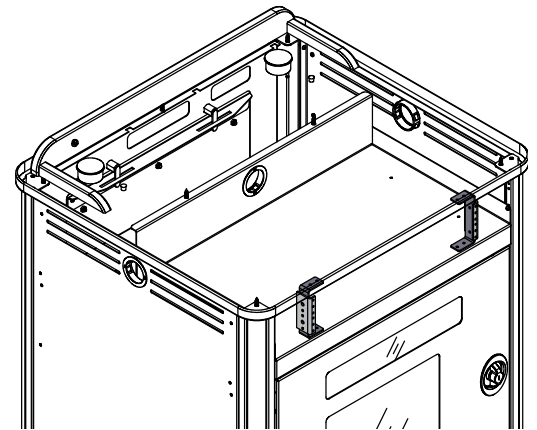
- Installed on mid-panel
- Tray can be used as a keyboard tray or flipped and used as a storage drawer
- Wire management slots in tray



ORDER CODE 8 = 2RU Rack Rail

2RU Rack Rail Kit

- Adds an additional 2RU to lectern
- Customer-installed on mid-panel



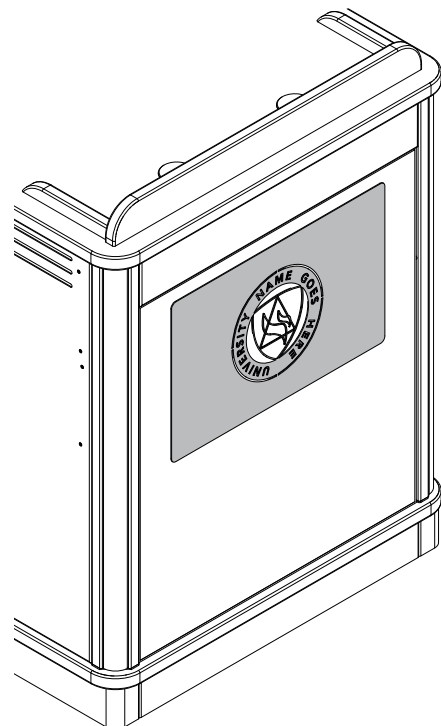
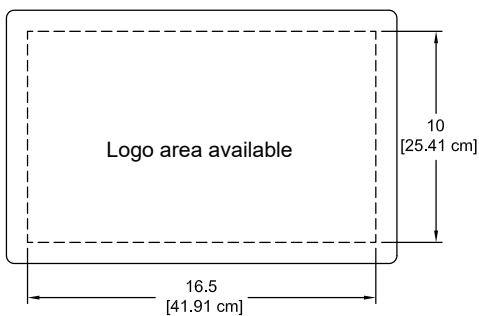
Customized Logo Panel

ORDER CODE 0 =	None
ORDER CODE 1 =	Yes (with <u>matching laminate</u> backer)
ORDER CODE 3 =	Yes (with <u>black laminate</u> backer)
ORDER CODE 4 =	Yes (with <u>white laminate</u> backer)
ORDER CODE 5 =	Yes (with <u>printed</u> backer)

Customized Logo Panel

- Attaches to audience-side of lectern
- To get panel customized-contact Spectrum for details
- New logos require a first time logo charge

Dimensions: 18.5"W [47 cm] x 12"H [30.48 cm]
 Available logo area: 16.5"W [41.91 cm] x 10"H [25.41 cm]



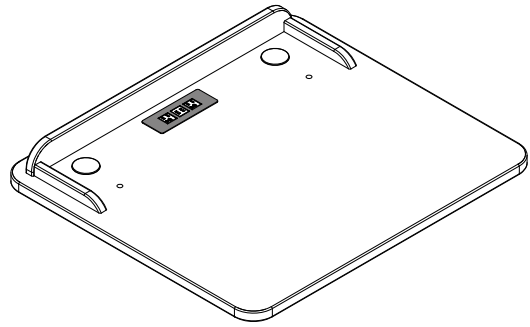
ORDER CODE 0 = None

ORDER CODE 1 = Power Module - Black

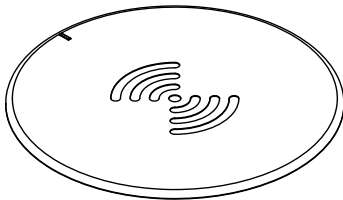
ORDER CODE 2 = Power Module - Silver

ORDER CODE 3 = Power Module - White

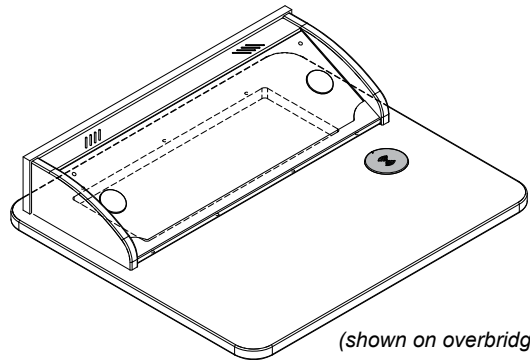
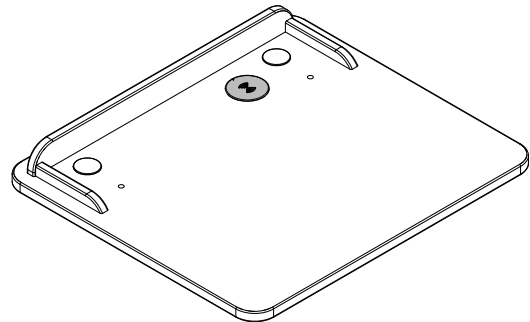
- Factory-installed
- (2) AC receptacles (tamper-resistant)
- (2) USB ports rated at 2.1A each (10.5 watts)
- Aluminum housing and flange
- 10' 14AWG *3C power cord
- When specified, the Power Module is centered on the audience-side edge of the worksurface
- Worksurface cutout size: 5.65"W x 1.65"D
- ETL-certified



ORDER CODE 7 = EM Wireless Charging Pad



- Uses electromagnetic technology to charge Qi V1.2 compliant IC devices ("Qi" enabled)
- LED to confirm pairing / charging
- Security tab prevents theft
- Includes 3" round cutout
- UL-certified



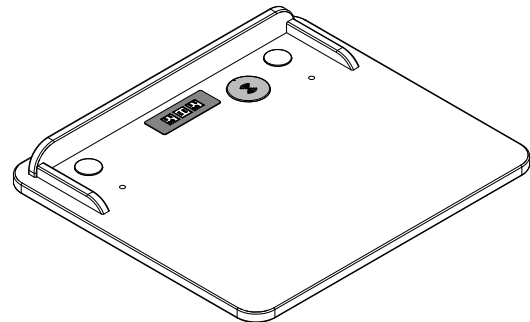
(shown on overbridge version)

ORDER CODE 4 = Power Module - Black & EM Wireless Charging Pad

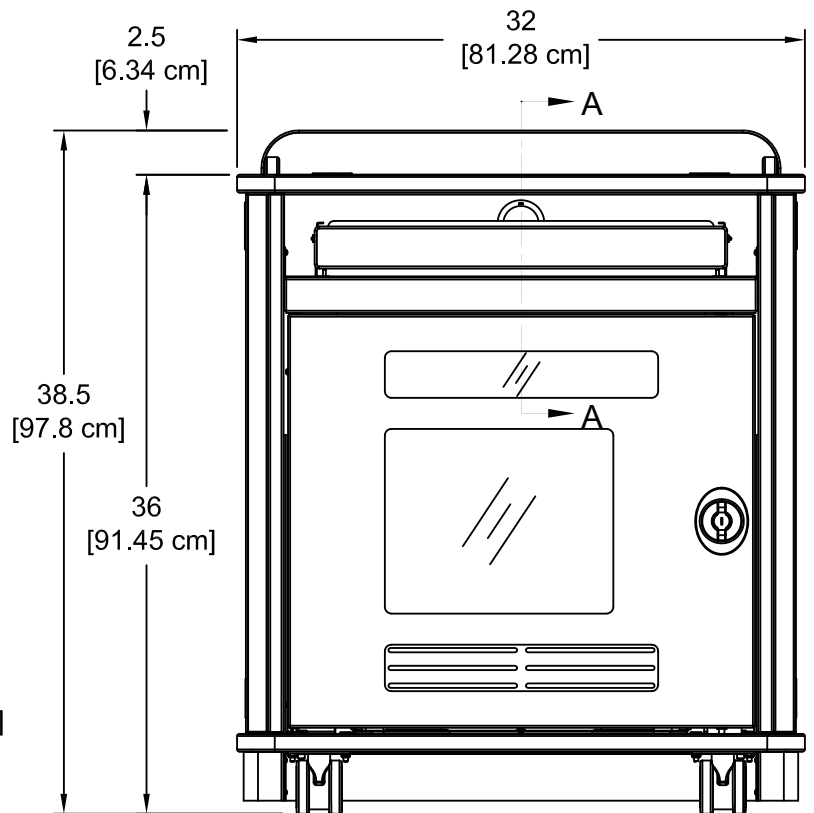
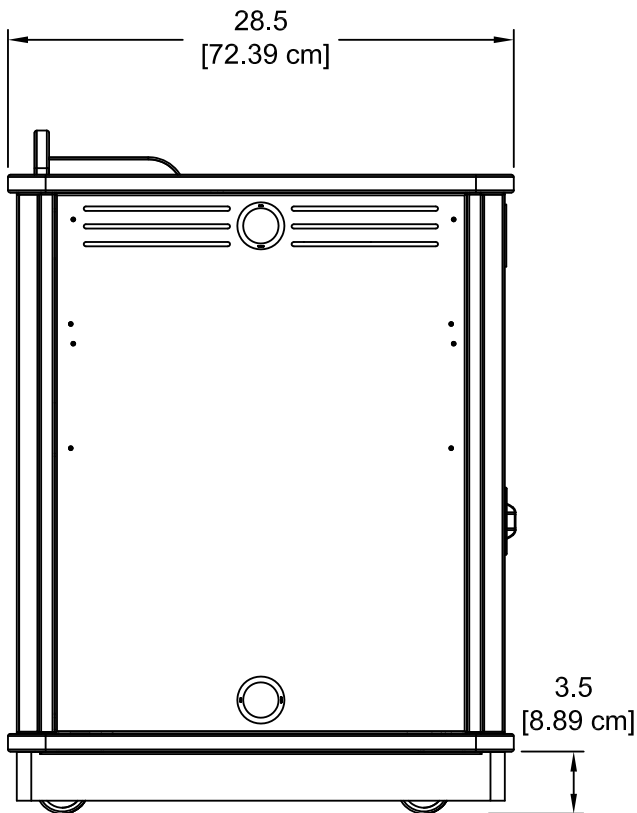
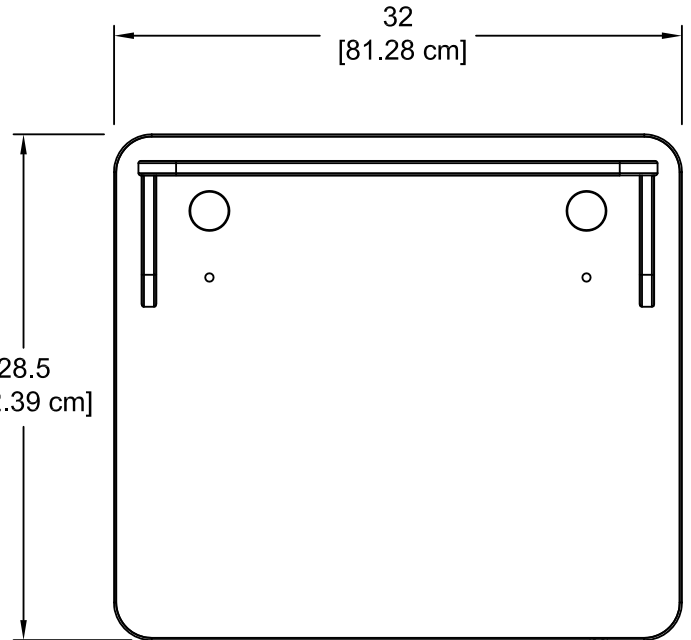
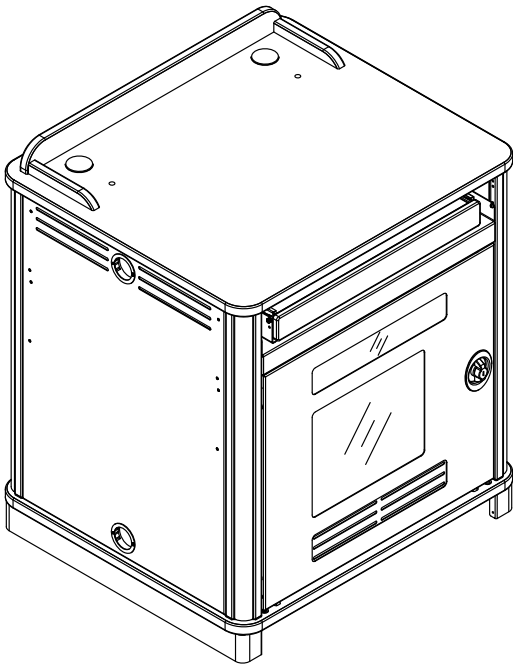
ORDER CODE 5 = Power Module - Silver & EM Wireless Charging Pad

ORDER CODE 6 = Power Module - White & EM Wireless Charging Pad

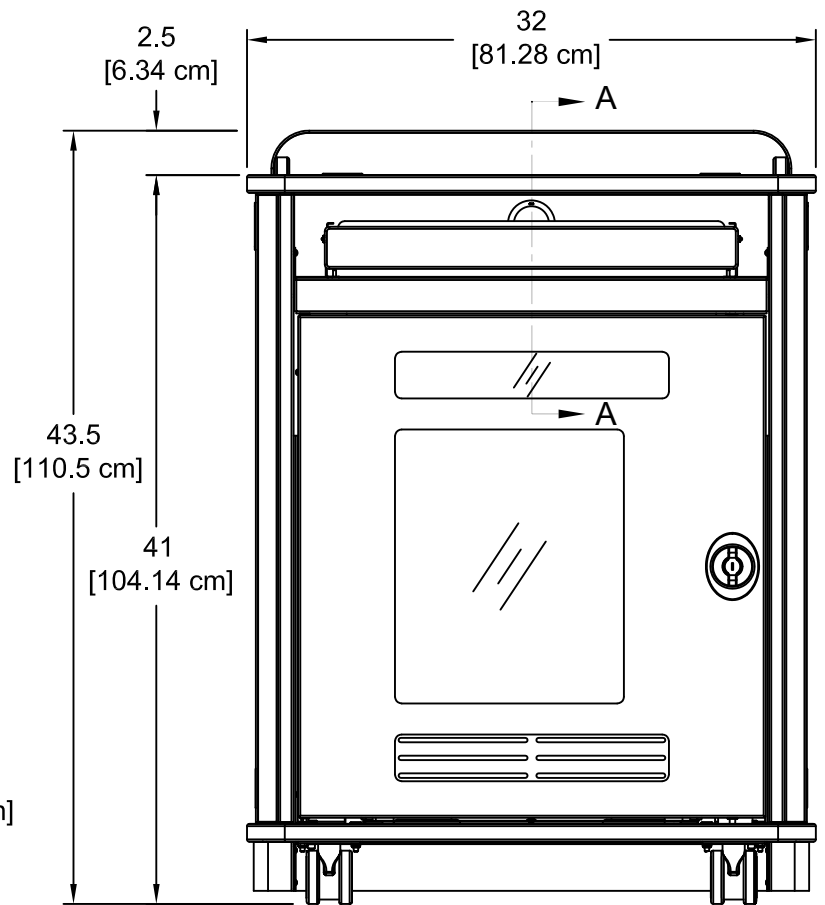
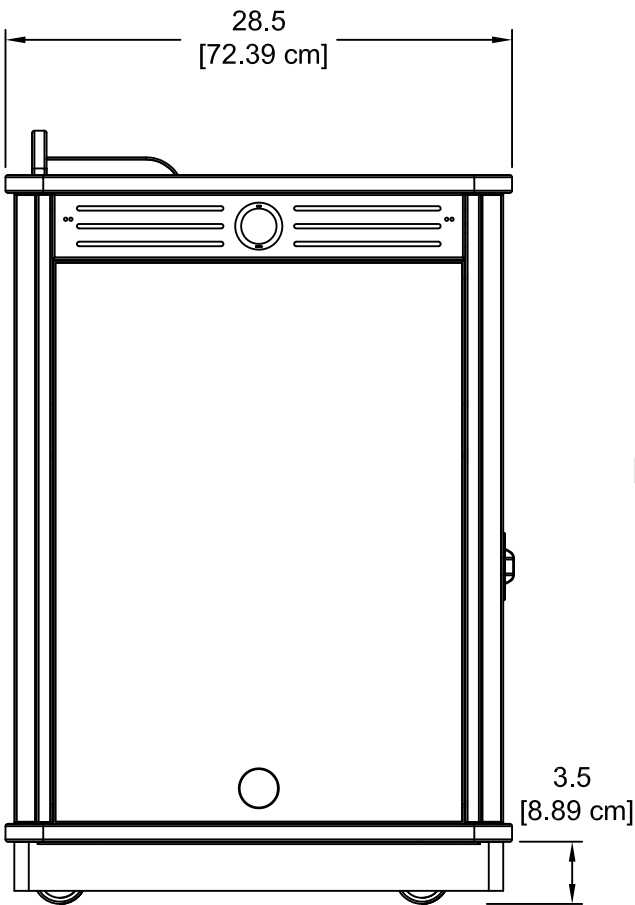
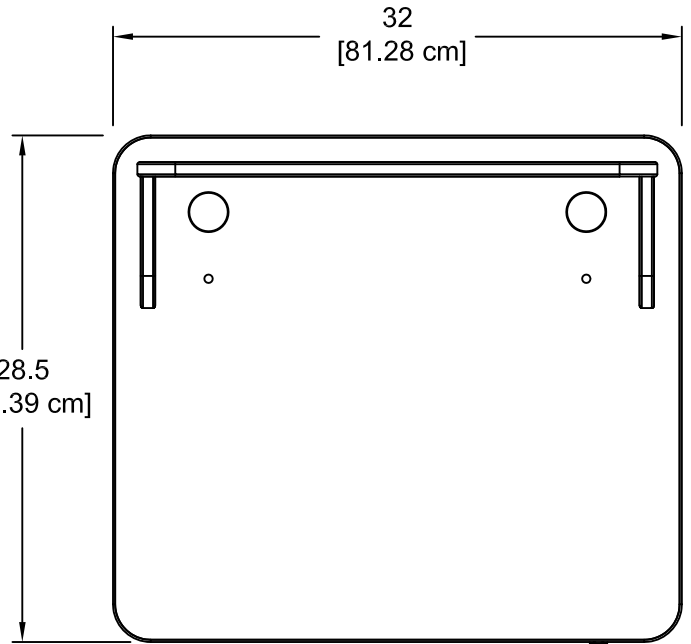

(available on plain and surround worksurface only)



ORDER CODE 0 =	None
ORDER CODE 2 =	Yes - in Worksurface
ORDER CODE 3 =	Yes - in OB Panel



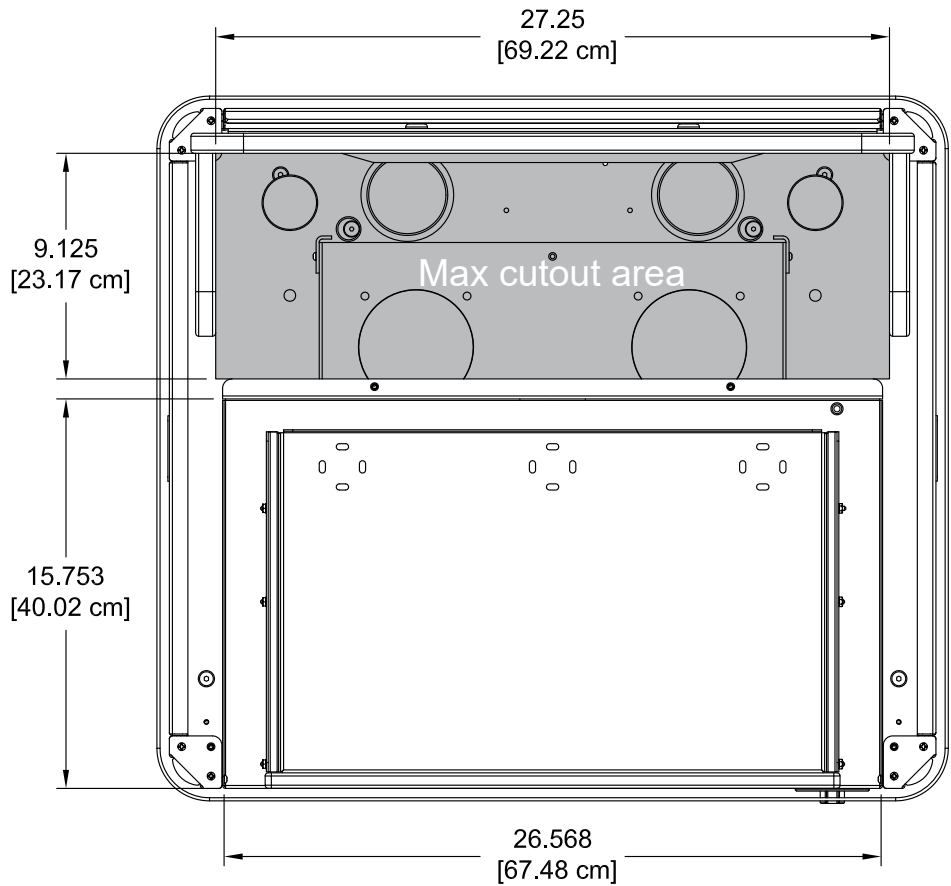
Metal side panel shown



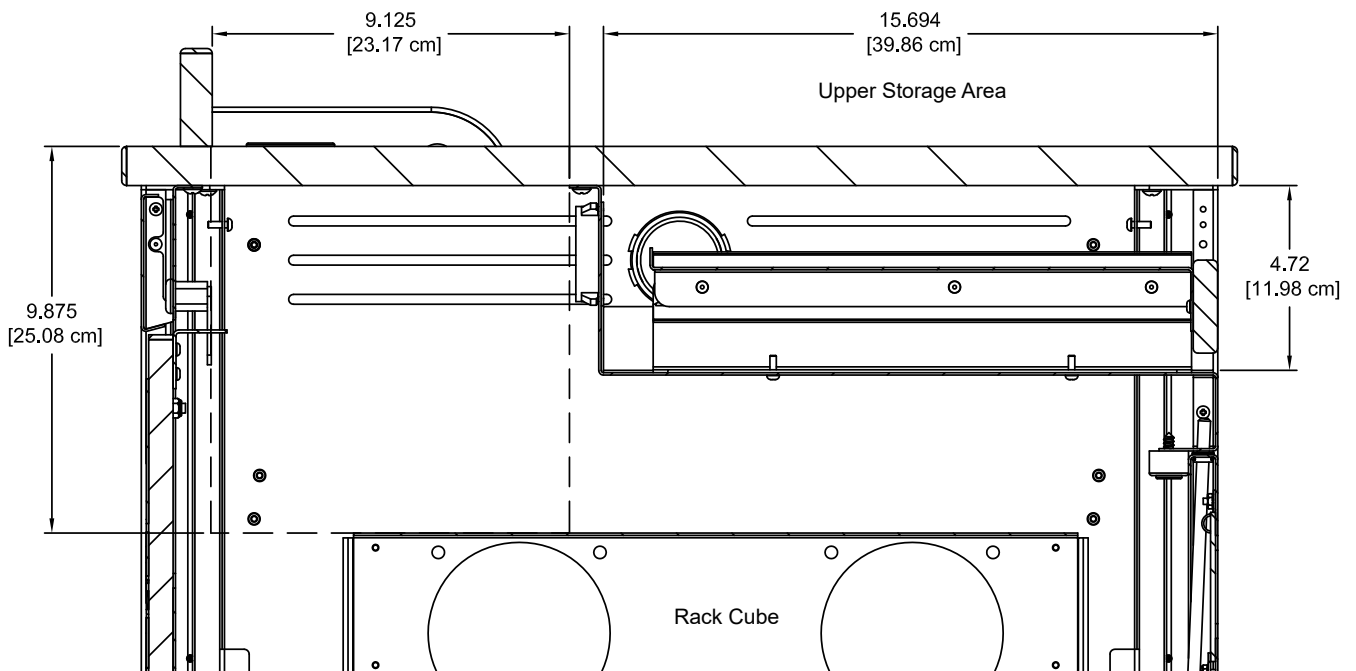
Laminate side panel shown

Top View
Surround worksurface
Max cutout area

Modified worksurface cutouts should be reviewed by Spectrum to ensure clearance of brackets, keyboard tray slides, or other objects under the worksurface.

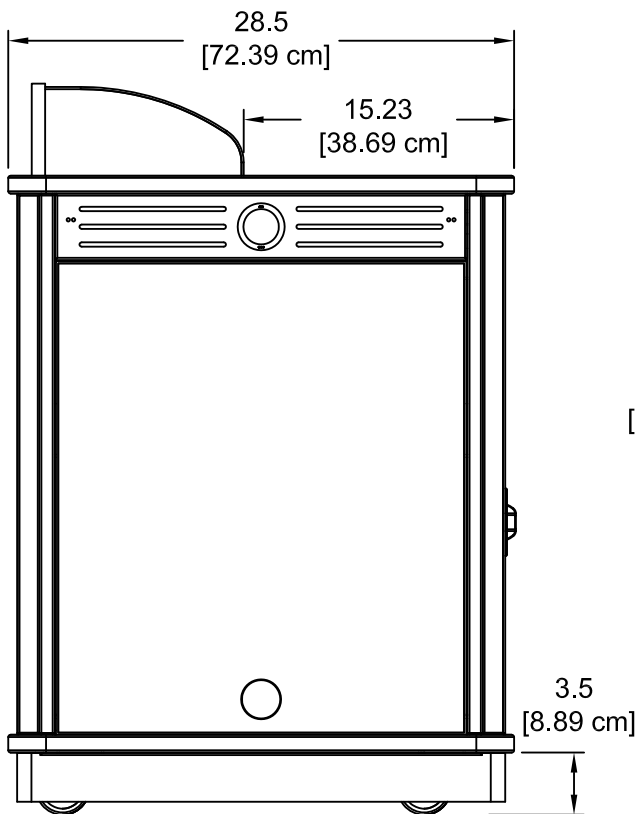
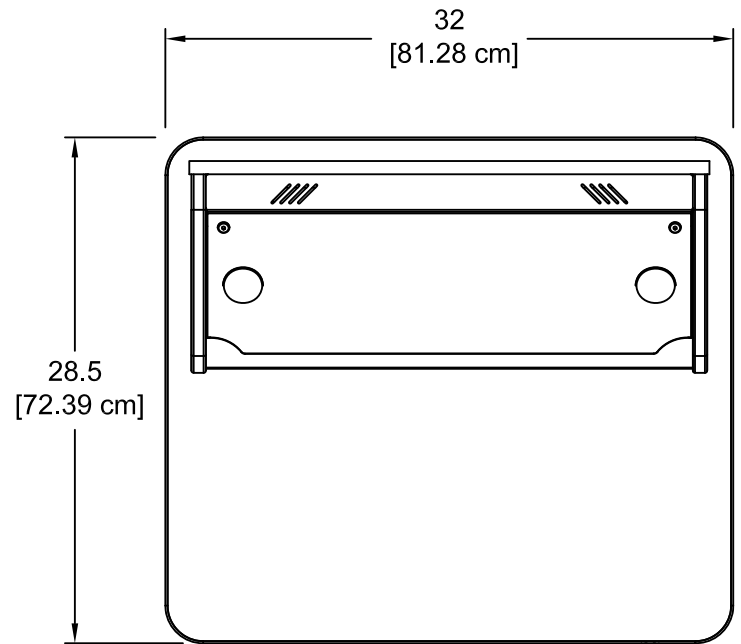
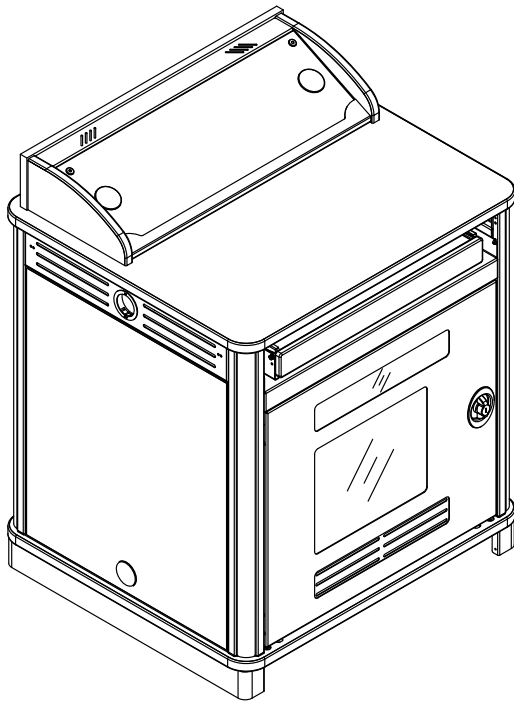


Section View A-A
Surround worksurface

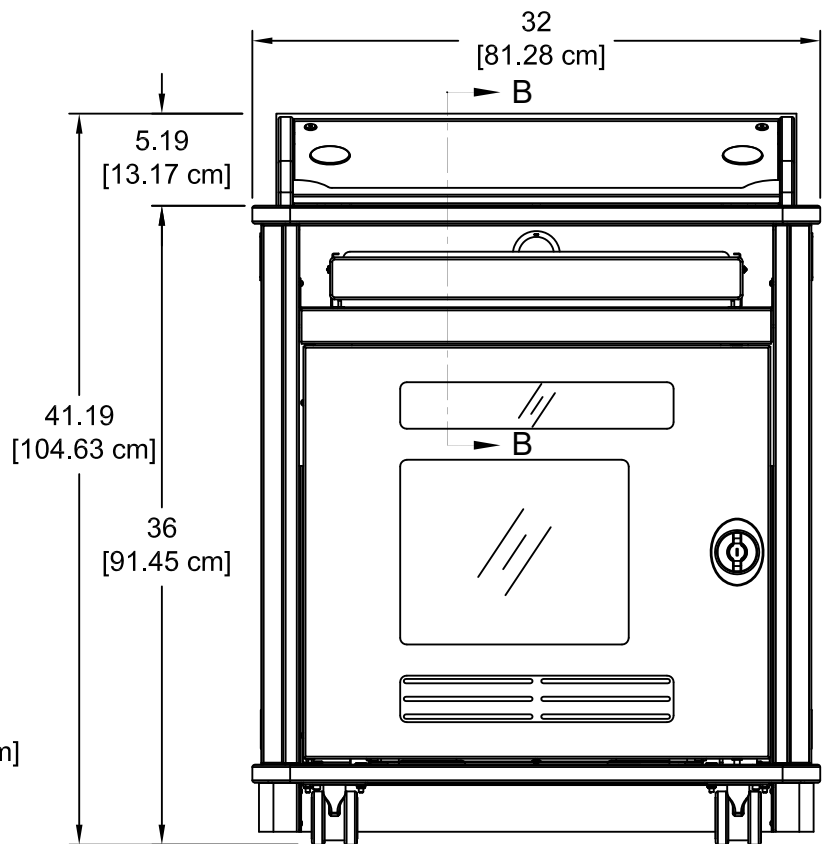


36"H Link Lectern with Overbridge
Control Console
(shown with optional keyboard tray)

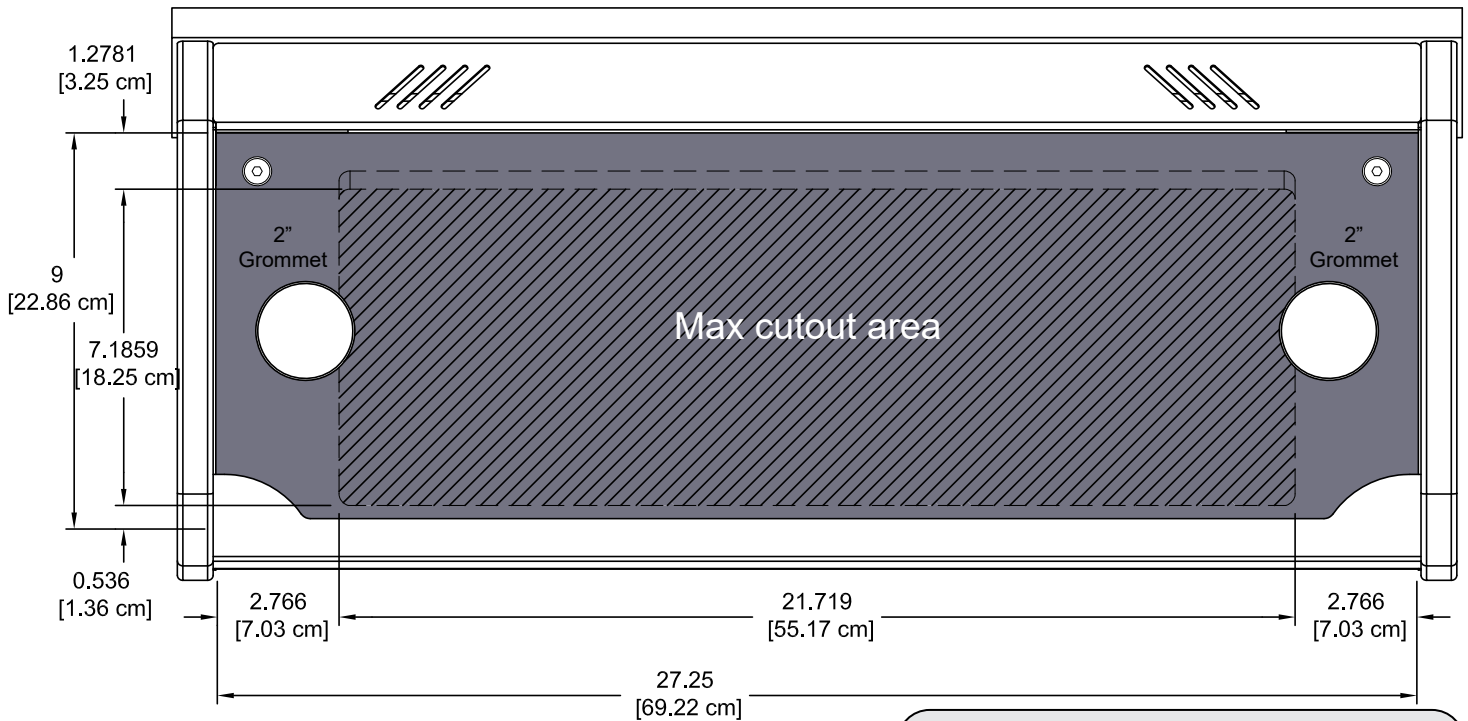
36"H Link
12RU



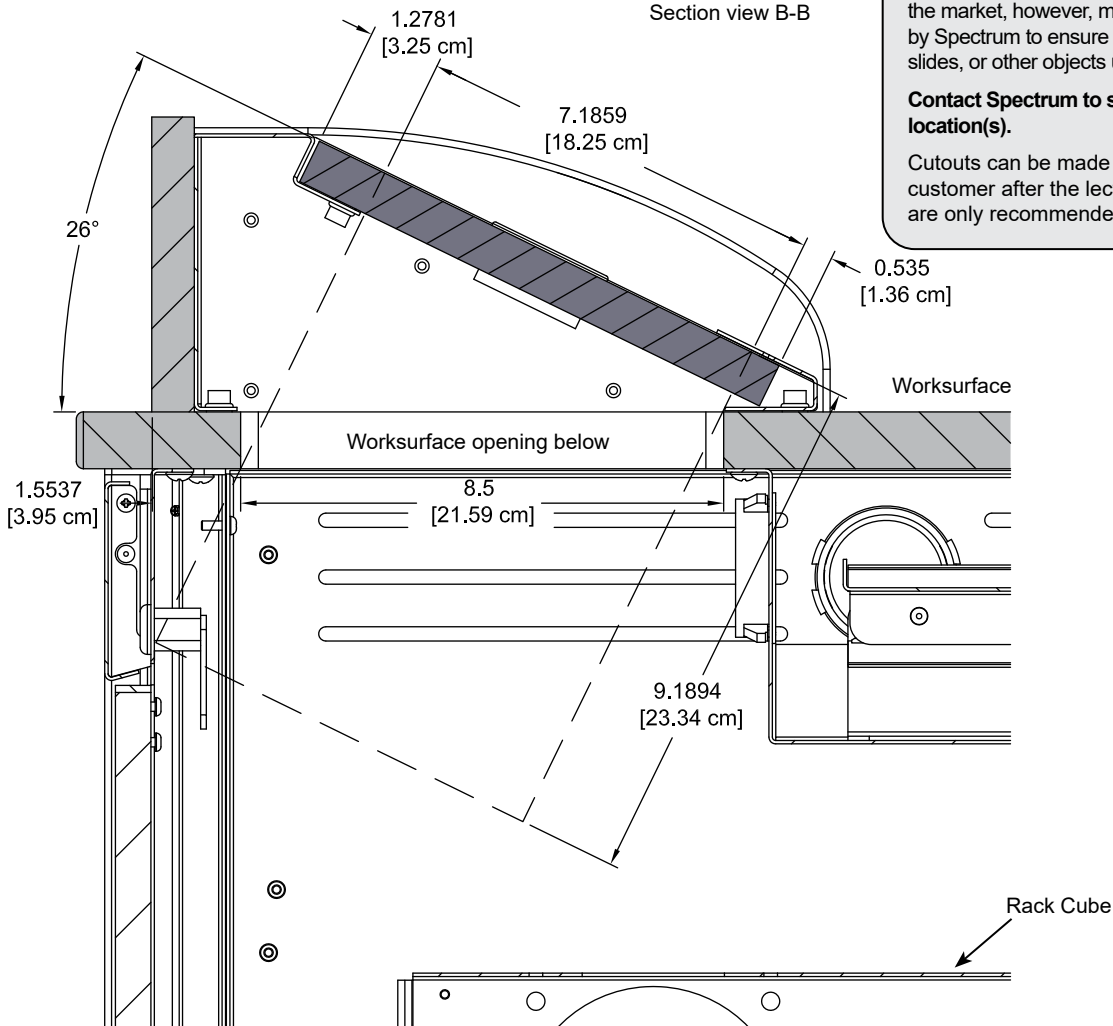
Laminate side panel shown



Link Lectern Overbridge Insert Panel Blank
(flat view)



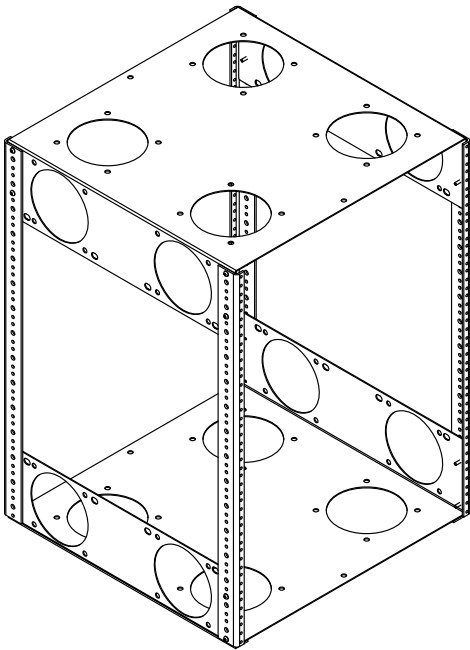
Overbridge
Section view B-B



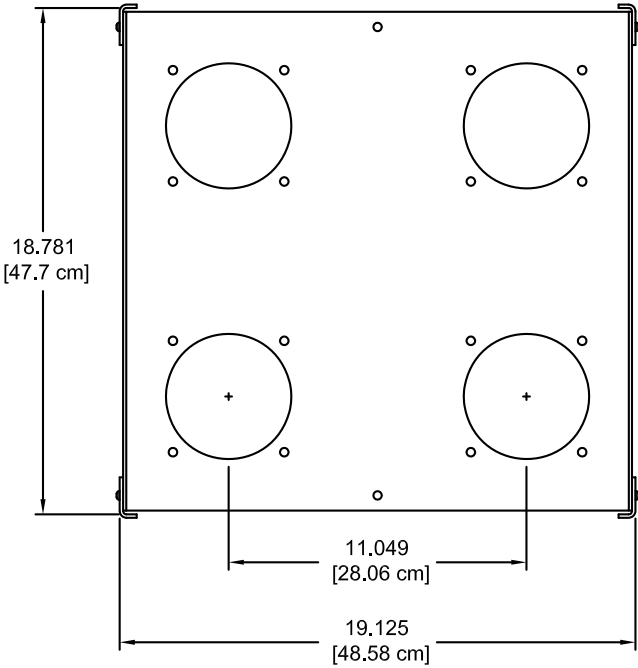
Note: The Overbridge Control Console™ has been designed for many of the currently available controllers on the market, however, modified cutouts should be reviewed by Spectrum to ensure clearance of brackets, keyboard slides, or other objects under the worksurface.

Contact Spectrum to specify cutout size(s) and location(s).

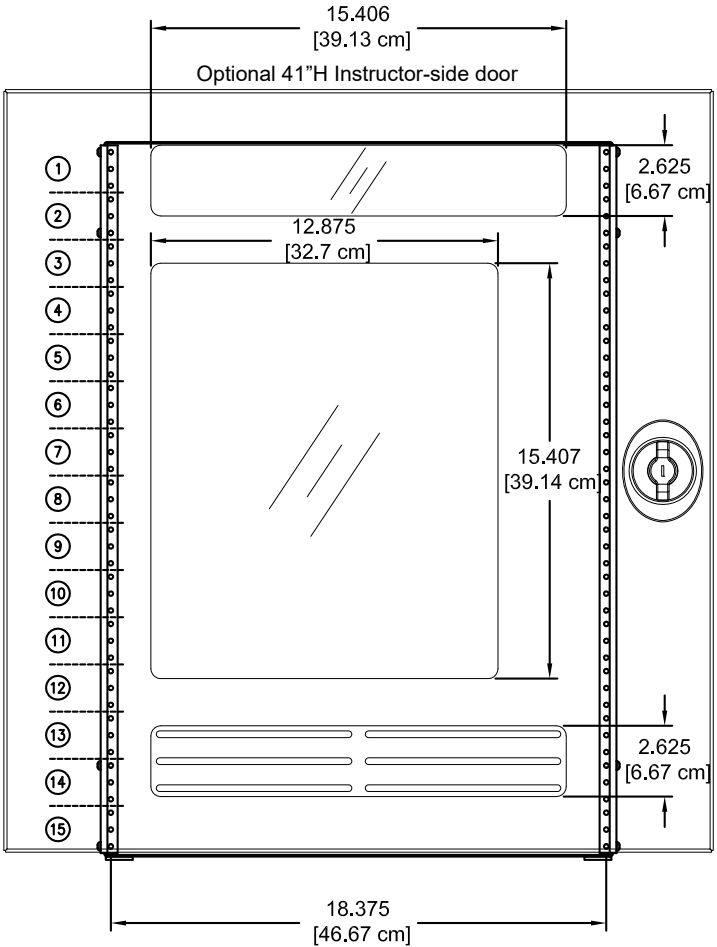
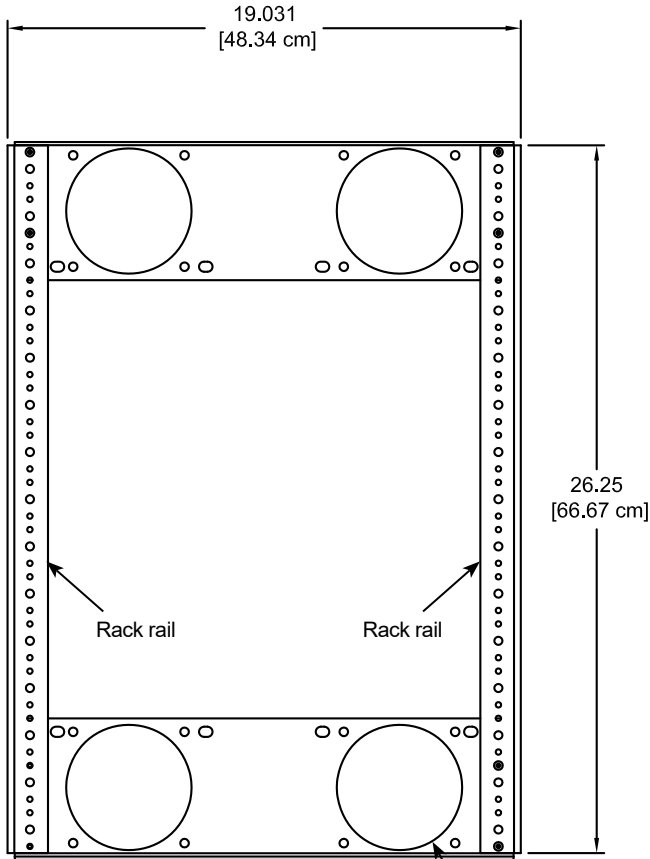
Cutouts can be made in the blank insert panel by the customer after the lectern has been purchased, but are only recommended within the cutout area shown.



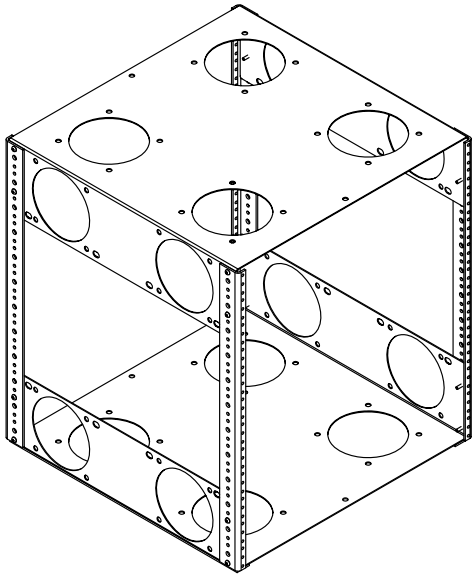
(Maximum component depth available)



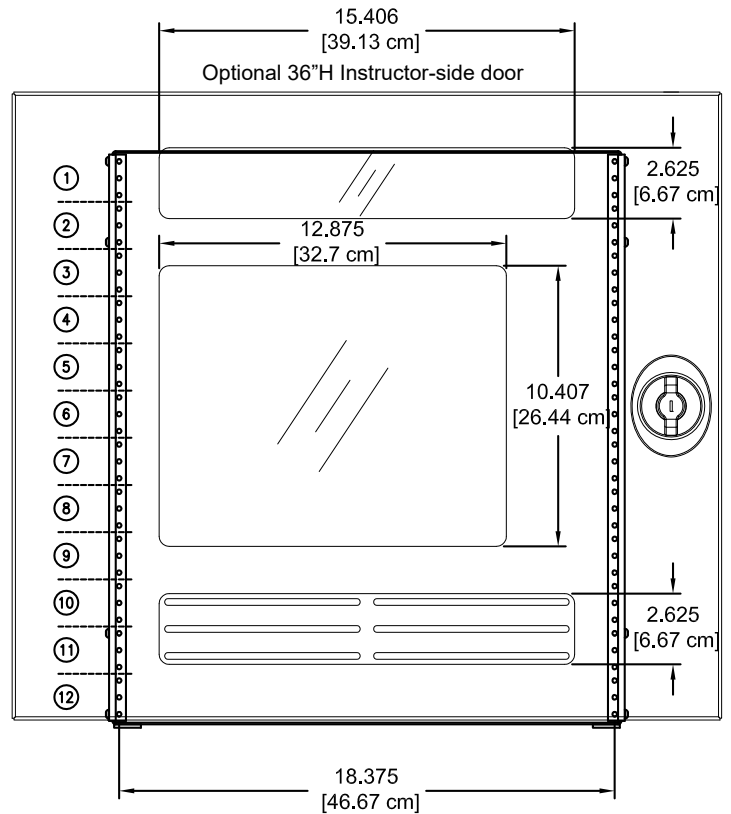
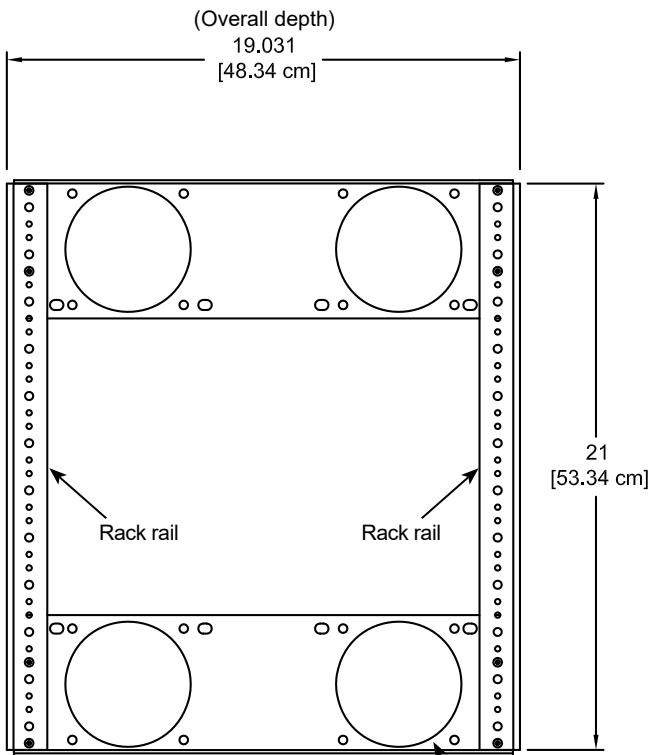
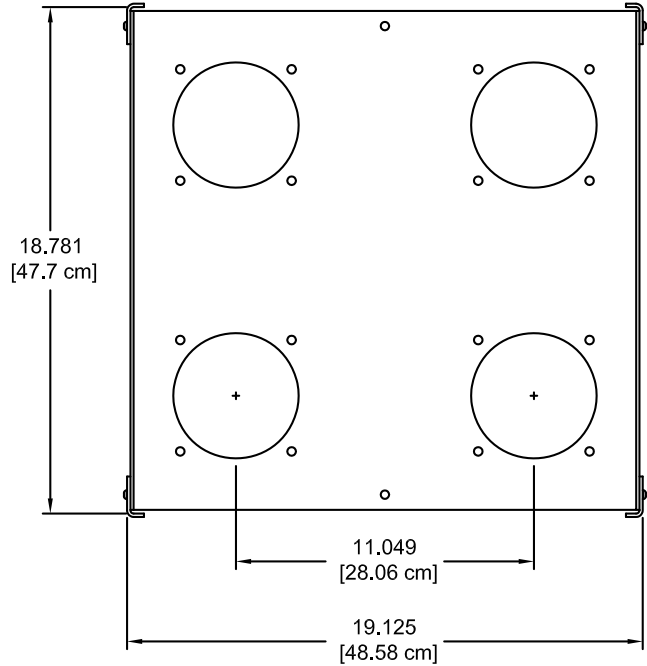
(Overall depth)



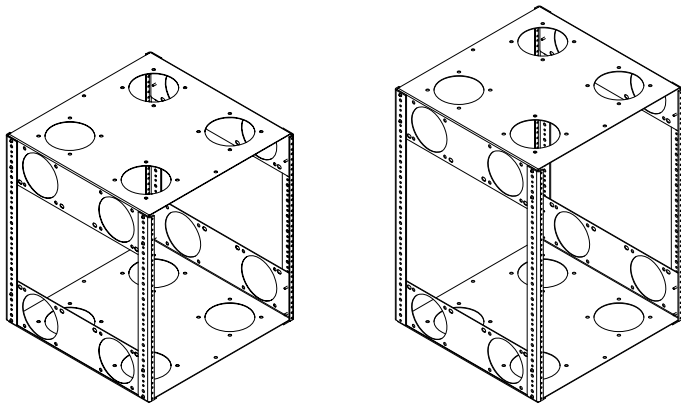
Note: Check the dimensions of all equipment before installation.



(Maximum component depth available)



Note: Check the dimensions of all equipment before installation.



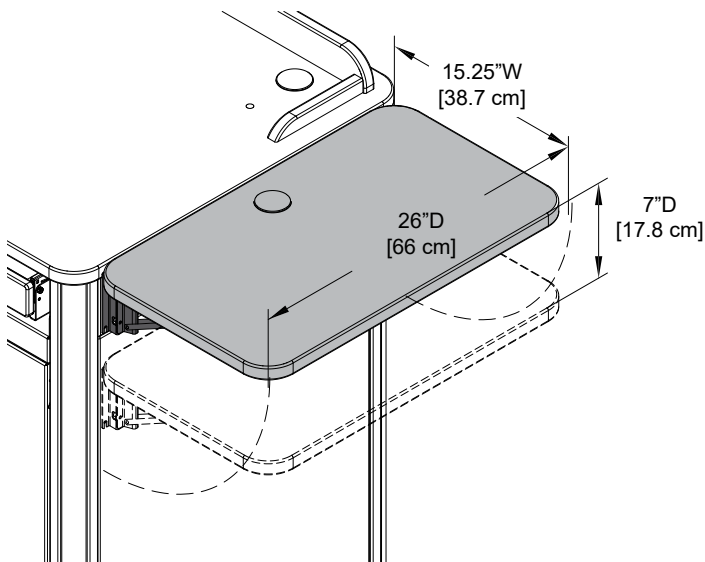
12RU (36" H Link)

15RU (41" H Link)

15RU Rack Cube - 55384
12RU Rack Cube - 55197

- Provides the ability to integrate equipment remotely before installation into the lectern
- One rack cube can be installed into the Link Lectern
- Polyethylene slides on bottom for easy removal
- Can be secured to base panel
- Cooling fan compatible
- Color: black

Rack rail:	15RU front and rear (41" H Link) 12RU front and rear (36" H Link)
Dimensions 15RU Cube:	19.125"W [48.58 cm] x 19.031"D [48.34 cm] x 26.625"H [67.63 cm]
Dimensions 12RU Cube:	19.125"W [48.58 cm] x 19.031"D [48.34 cm] x 21.375"H [54.29 cm]
Mounts for cooling fans:	Compatible with most 4.7" fans with 4.13" mounting hole spacing (12 mounting locations available)
Unit weight:	21 lb [9.5 kg] 15RU Cube 19 lb [8.6 kg] 12RU Cube
Shipping weight:	23 lb [10.4 kg] 15RU Cube 22 lb [10 kg] 12RU Cube

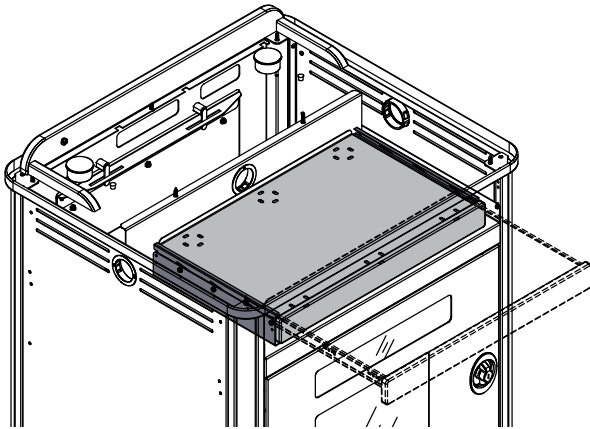


Flip-Up Shelf - 55540

- Matching laminate
- Shelf brackets lock into place in the upright position
- Includes 2" grommet
- 2 mounting heights available
- Available in White Chalk Dry Erase laminate. Flip-up shelves configured with white laminate will have the same edgeband color as the worksurface and base panel.
- Customer-installed

Weight capacity:	35 lb [15.9 kg]
Dimensions:	15.25"W [38.7 cm] x 26"D [66 cm] x 1"H [2.54 cm]
Height positions available:	• 41"H [104.1 cm] (level with worksurface) • 33.5"H [85.1 cm]

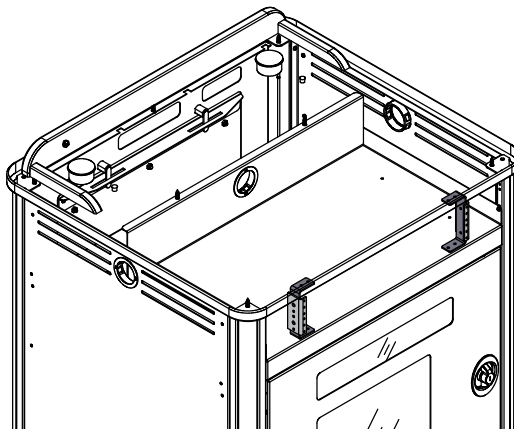
Note: Power and communication wiring for document cameras, laptop computers, and/or projectors placed on the flip-up shelf should be routed on top of the audience-side of the shelf. Use of the shelf grommet hole for wiring will result in pinching of the cords when the shelf is folded.



Keyboard Tray - 55386

- Installed centered using pre-drilled mounting holes under the worksurface
- Can be used as a keyboard tray or flipped and used as a storage drawer
- Wire management slots in tray


Dimensions:	22"W [55.9 cm] x 13.8"D [35 cm] x 2.1"H [5.3 cm]
Slides:	14" [35.6 cm] full-extension
Weight capacity:	25 lb [11.4 kg]
Unit weight:	12 lb [5.4 kg]
Shipping weight:	14 lb [6.4 kg]



2RU Rack Rail Kit - 55113

- Adds an additional 2RU to lectern
- **(Keyboard Tray needs to be removed to install)**

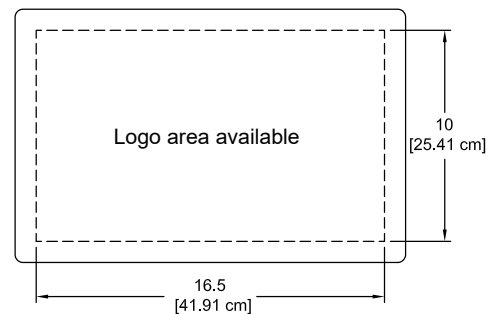
Rack Units:	2RU
Shipping weight:	1 lb (.5 kg)



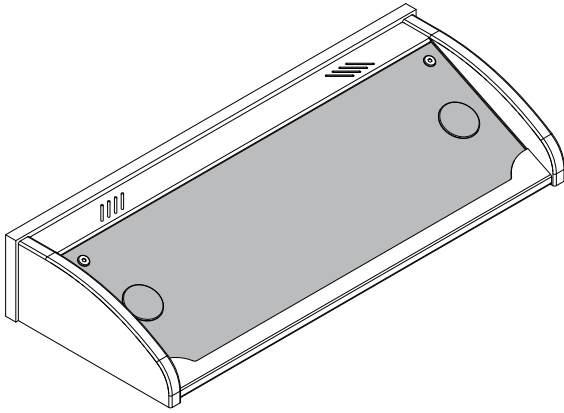
Customized Logo Panel - 55111

- Attaches to audience-side of lectern
- Available with black, white, or matching laminate backer
- To get panel customized-contact Spectrum for details
- New logos require a first time logo charge

Dimensions:	18.5"W [47 cm] x 12"H [30.5 cm]
Available logo area:	16.5"W [41.9 cm] x 10"H [25.4 cm]
Shipping weight:	3.25 lb [1.5 kg]



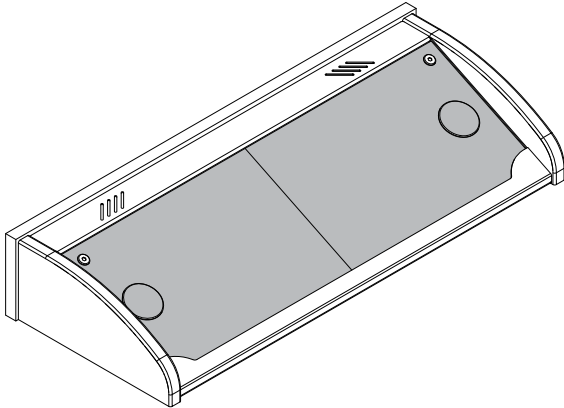
Insert panels are available to customers needing a replacement panel or different cutouts for technology upgrades.



Overbridge Insert Panel-Medium - 96504

- Panel for overbridge version only (overbridge not available separately)
- Contact Spectrum to specify cutout size(s) and position(s)
- Includes two 2" [5.08 cm] grommets with covers
- Customer-installed

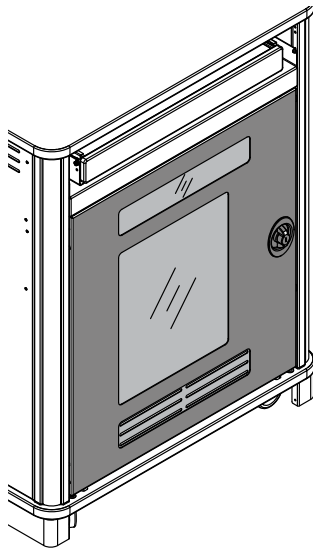
Dimensions:	27.25"W [69.2 cm] x 9"D [22.9 cm] x .79"H [2 cm]
Unit weight:	N/A
Shipping weight:	8.5 lb [3.9 kg]



Two-piece Overbridge Insert Panel-Medium - 96512

- Split panel for overbridge version only
- Contact Spectrum to specify cutout size(s) and position(s)
- Includes 2" [5.08 cm] grommets with covers
- Customer-installed

Dimensions:	13.625"W [34.6 cm] x 9"D [22.86 cm] x .79"H [2 cm]
Unit weight:	N/A
Shipping weight:	4.25 lb [1.9 kg]

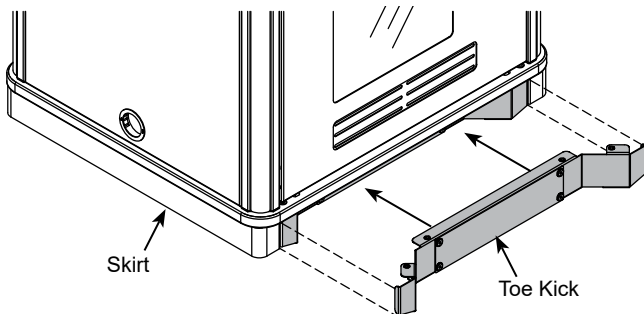


Instructor-Side Door

55114 - 41"H
55387 - 36"H

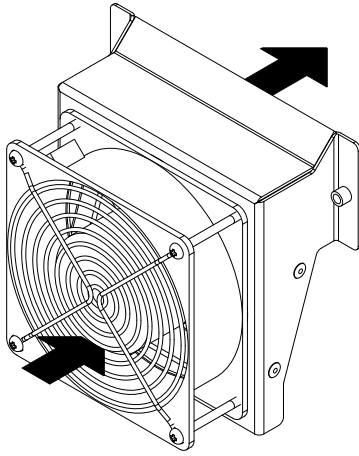
- Dual-bolt lock provides security
- Quick-release hinge allows easy removal for full-access
- Door can be installed to be hinged from the left or right
- Two acrylic panels provide ability to monitor internal components
- Ventilated bottom panel

Dimensions:	41"H Lectern: 26.3"W [66.8 cm] x .75"D [1.9 cm] x 28.3"H [71.8 cm]
	36"H Lectern: 26.3"W [66.8 cm] x .75"D [1.9 cm] x 23.28"H [59.1 cm]
Shipping weight:	10 lb [4.5 kg]



Toe Kick Kit - 55110

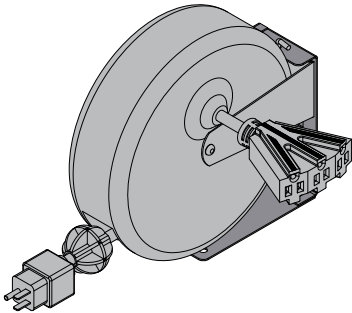
- Attaches to floor and lectern when mobility is not necessary or desired (floor fasteners not included)
- Conceals casters
- Includes access panel
- Shipping weight: 12 lb [5.4 kg]



Cooling Fan for Media Manager Series Lecterns - 99051

- Exhausts hot air from inside lectern
- Installs inside lectern at top of rack cabinet
- Mounts to side panel vent slots with two screws
- Customer-installed

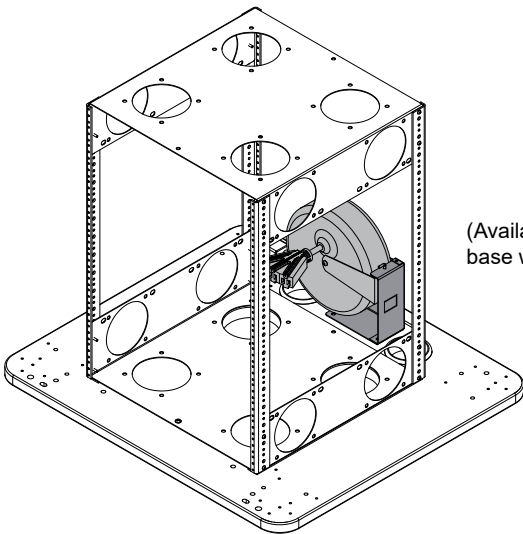
Electric Fan:	<ul style="list-style-type: none"> • Voltage: 115VAC (single phase) • Power: 5.5W • Current: .08A • 1450 RPM • Dimensions: 119 mm x 119 mm • Ball Bearing 	<ul style="list-style-type: none"> • Noise: 28 dB • Air flow: 49.4 CFM (1.40m³/min) • Frame material: Aluminum • Blade material: Polycarbonate, Fiberglass reinforced
Power cord:	18ga, 48" nominal length, 6A 125V~ (2 prong plug)	
Mounting bracket:	<ul style="list-style-type: none"> • 16-gauge steel • Black powder coat • Mounting screws included 	
Unit weight:	2.3 lb [1.05 kg]	
Shipping weight:	3 lb [1.36 kg]	



Universal Cord Reel Kit - 99037

- Includes universal mounting bracket
- Mounts inside lectern to base panel
- Adjustable ball stop and releasable cord-locking ratchet holds the cord at any length up to 15'
- cUL listed

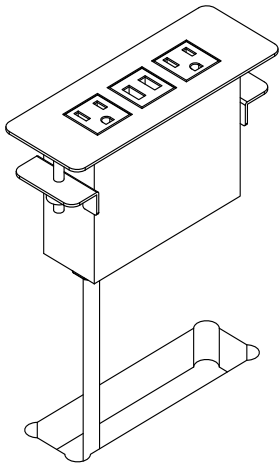
Power cord:	15' nominal, 12 AWG retractable power cord	
Power receptacles:	<ul style="list-style-type: none"> • Molded 3-prong male plug with 15A breaker and reset button • Tri-tap (3-outlet) receptacle 	
Universal mounting bracket:	<ul style="list-style-type: none"> • 16-gauge steel • Black powder coat • Includes mounting screws 	
Unit weight:	10 lb [4.5 kg]	
Shipping weight:	10.8 lb [4.9 kg]	



(Available position on base with rack cube)

The cord reel is intended to provide temporary access to electrical outlets for Spectrum mobile lecterns. Check local electrical codes prior to installation.

Note: The cooling fan opening at the base of the rack cube should be left open to provide clearance for the retractable cord. Do not install fans in this location.



Power Module - 99058

- (2) AC power outlets
- (2) USB charge ports
- Aluminum housing and flange
- Thumbscrew clamps
- Requires worksurface cutout made by customer
- ETL-certified
- Available in black, silver, or white
- Customer-installed

Cutout required:	5.65"W [14.35 cm] x 1.65"D [4.19 cm]
Power cord:	10' [305 cm] 14AWG *3C power cord
Power receptacles:	125V, 60hz, 15A tamper-resistant
USB charging ports:	2.1A (10.5W) (not data-compatible)
Dimensions:	6.38"W [16.2 cm] x 2.36"D [6 cm] x 3.54"H [9 cm]
Unit weight:	2 lb [.9 kg]
Shipping weight:	2.35 lb [1 kg]

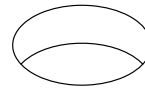
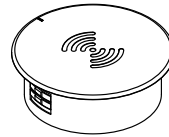


Product update
New USB-C Power Module version available. See details at:
www.spectrumfurniture.com



7-Outlet Power Strip - 99024

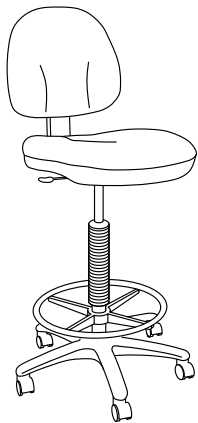
- Electrical Rating: AC 125V, 15 Amps
- 1000 Joules surge capacity
- 12' cord length
- LED switch
- UL Listed
- Shipping weight: 1.9 lb [.86 kg]



EM Wireless Charging Pad - 99057

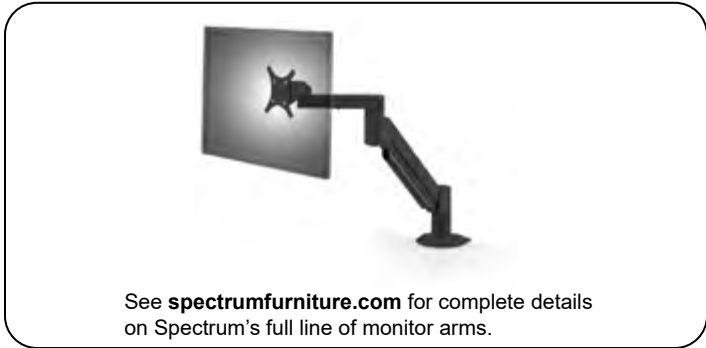
- Uses electromagnetic technology to charge Qi V1.2 compliant IC devices ("Qi" enabled)
- LED to confirm pairing / charging
- Security tab prevents theft
- Requires 3" round cutout to be made by customer
- UL-certified

Note: The unit requires a 7" diameter of clearance to work with Qi-enabled phones placed in any orientation. The 3" dia cutout should be located on the worksurface at least 3.5" from any edge.

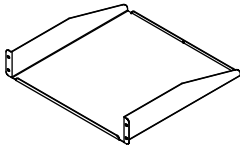


Adjustable Drafting Stool - 38202

- 40-52" height-adjustment via pneumatic cylinder
- 360° swivel
- Tilting backrest
- 18" diameter fixed foot ring
- 5-star base

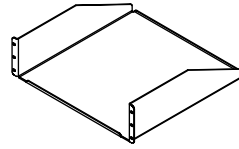


Rack-mount Accessories



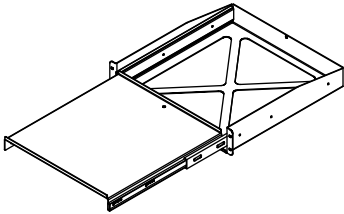
Cantilever Shelf - 2RU - 97504

- 16ga steel
- Shelf: 17.5"W [44.45 cm] x 18"D [45.7 cm] x 3.5"H [8.89 cm]
- Weight capacity: 50 lb [22.7 kg]
- Shipping weight: 8.1 lb [3.7 kg]



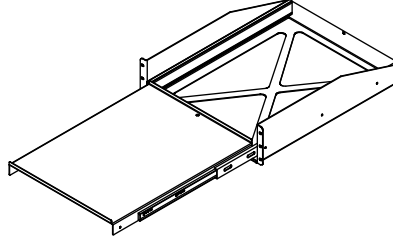
Cantilever Shelf - 3RU - 97502

- 16ga steel
- Shelf: 17.5"W [44.45 cm] x 18"D [45.7 cm] x 5.25"H [13.33 cm]
- Weight capacity: 80 lb [36.3 kg]
- Shipping weight: 9.2 lb [4.2 kg]



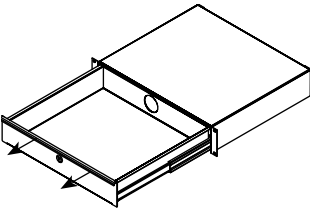
Pull-Out Shelf - 2RU - 97505

- 16ga steel
- 17.09"W [43.42 cm] x 18.12"D [46.03 cm] x 3.5"H [8.89 cm]
- Weight capacity: 50 lb [22.7 kg]
- Shipping weight: 15.6 lb [7.1 kg]



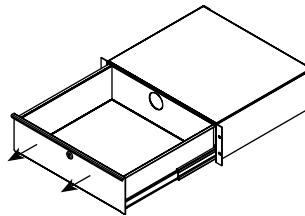
Pull-Out Shelf - 3RU - 97503

- 16ga steel
- 17.09"W [43.42 cm] x 22.11"D [56.14 cm] x 5.25"H [13.33 cm]
- Weight capacity: 80 lb [36.3 kg]
- Shipping weight: 18.5 lb [8.4 kg]



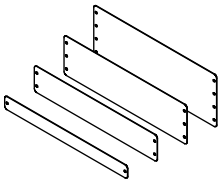
Locking Drawer - 2RU - 97527

- 16ga steel
- Drawer: 15.97"W [40.56 cm] x 14.56"D [36.98 cm] x 3"H [7.63 cm]
- Weight capacity: 50 lb [22.7 kg]
- Shipping weight: 15.85 lb [7.2 kg]



Locking Drawer - 3RU - 97526

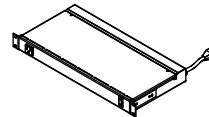
- 16ga steel
- Drawer: 15.97"W [40.56 cm] x 14.56"D [36.98 cm] x 5.25"H [13.33 cm]
- Weight capacity: 50 lb [22.7 kg]
- Shipping weight: 18.5 lb [8.4 kg]



Rack-Mount Blanks

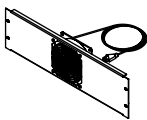
1RU - 97510 3RU - 97512
2RU - 97511 4RU - 97513

- Fills rack spaces where components are not needed
- 16 ga steel
- Shipping weight: <1 lb [45 kg]



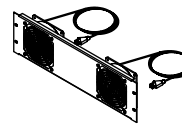
9-Outlet Power Strip - 1RU - 99021

- 8 outlets rear (breaker-protected)
- 1 convenience outlet front
- 115VAC, 60 Hz, 15 amps max
- 9' power cord
- Front LED power switch
- Enhanced surge protection
- ETL-listed, UL-listed
- 19"W [48.27 cm] x 9.25"D [23.5 cm] x 1.74"H [4.41 cm]
- Shipping weight: 8.7 lb [3.9 kg]



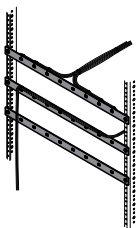
Single Fan - 3RU - 97507

- 50 cfm
- 120V~50/60 Hz, 15/13W
- RoHS
- 19"W [48.27 cm] x 1.56"D [3.97 cm] x 5.25"H [13.33 cm]
- Shipping weight: 3.78 lb [1.7 kg]



Double Fan - 3RU - 97506

- 100 cfm
- 120V~50/60 Hz, 15/13W
- RoHS
- 19"W [48.27 cm] x 1.56"D [3.97 cm] x 5.25"H [13.33 cm]
- Shipping weight: 5.47 lb [2.5 kg]



Wire Lace Kit - 95517

- Provides wire management
- Mounts to standard rack rails
- Includes (3) lace straps and mounting screws
- Includes (12) 5.5" zip ties
- Shipping weight: 1.25 lb [.57 kg]

See spectrumfurniture.com for the latest accessories and detailed warranty information.

Warranty

We will make it right for you!

Thanks for choosing Spectrum! Spectrum is committed to provide complete customer satisfaction. Each of our products is manufactured from the best materials available and each product is stringently monitored throughout the production process through our P.A.C.E. program (Product Assurance to meet Customer Expectations).

We expressly warrant that Spectrum products will be of good quality and workmanship and free from defect for the period set out in the warranty from the date of delivery.

For a listing of all product specific warranty terms please visit our website at:

<https://www.spectrumfurniture.com/en/resources/purchasing-terms-warranty>

1-800-235-1262

Toll-free HELPLINE

spectrum@spectrumfurniture.com