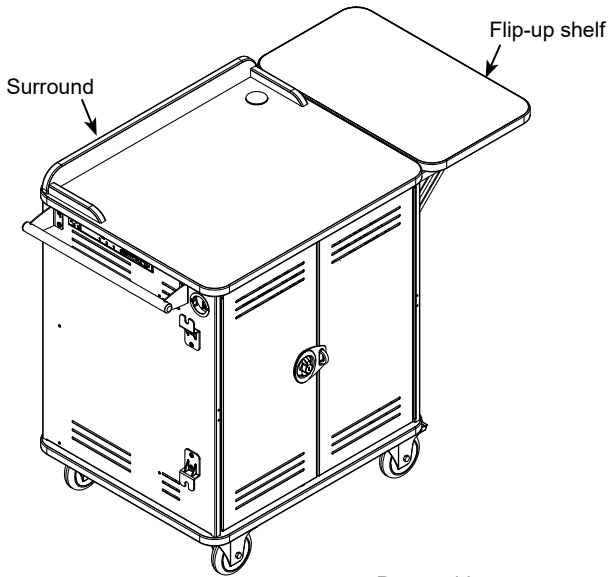
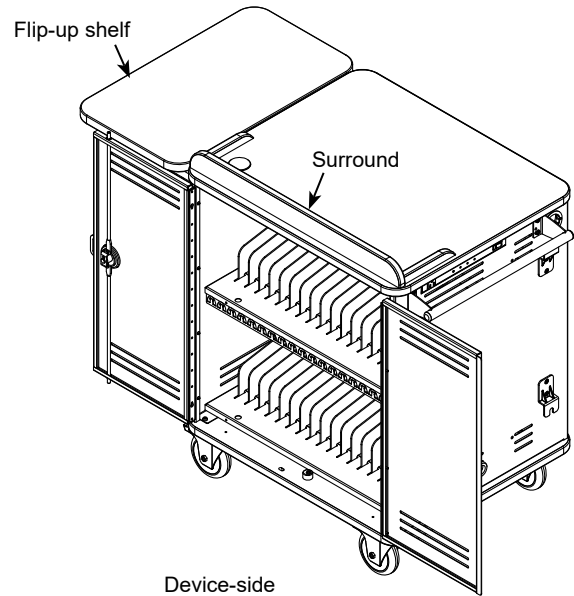


Technical Specifications

55470



Power-side



Device-side
(shown with doors open)

The Cloud40 Flex Lectern stores, transports, and charges up to 40 of the largest Chromebooks™ and has a surround and flip-up shelf for lectern use. A current-sensing timer provides adaptive switching. Padded shelves and flexible dividers protect the notebooks. Overhead wire management aids in wiring integration and allows the charging plugs to hang in front of each laptop. The Cloud40 Flex Lectern is made with heavy-gauge steel for security and powder-coated for a durable, long-lasting finish. A dual-bolt lock with hasp on the doors increase security of the notebooks.



Features and Benefits

- Stores, charges, and transports up to 40 Chromebooks™
- 1.25"W x 15.3"D x 12.3438"H storage bay
- Small Lectern footprint (30.75"W x 26"D) saves valuable space
- Durable ABS plastic dividers protect devices from scratching (dividers are removable to provide storage space for thicker devices)
- Dual doors provide easy access while reducing space necessary for swing radius
- Double bolt keyed locks and heavy-gauge steel doors provide security
- Hasp locks provide an additional level of security and the ability to use your padlocks of choice (not included), or secure the unit to a wall
- Notebooks and students are separated from all line voltage
- Superior, all-metal overhead cord management system keeps charge cords organized above each storage bay
- Intuitive PowerProdigy™ charging system senses current from up to four, 10-outlet power units and distributes power (up to 10A) to the least-charged notebooks first (where charging is needed most)
- ***For most power adapters up to 135W**
- Four adjustable, 10-outlet, (125V~/12A, 60Hz) universal power units work with both inline, and wall adapters
- External power switch provides easy-access for safe power connection / disconnection
- 2 aux outlets (always on) for teacher laptop, Wi-Fi access point, or other accessory (1 external, 1 internal)
- Large, removable QuickBrick™ wiring trays with retaining straps for charge adapters allow wiring to be completed outside the Lectern at the comfort of a workstation or desk to provide quick and easy integration
- Ventilated doors and side panels keep notebooks and chargers cool, preventing overheating, and extending device life
- Replaceable, IEC quick-release 8' nominal 14 AWG, 3-wire power cord and external cord wrap brackets provide easy power access
- Four inboard locking casters provide easy rolling, and quiet transport (5" balloon wheel, 4" balloon wheel options available)
- One all steel handle provides control and maneuverability
- Worksurface and base panel vinyl edging protects walls and furniture
- Worksurface surround provides privacy and styling
- Flip-up shelf provides a convenient additional worksurface (factory-installed on right)
- Lectern ships fully-assembled with handle for quick, simple integration and deployment
- Durable powder coated steel chassis provides a long-lasting finish
- Scratch and impact-resistant high-pressure laminate top provides a durable, useful worksurface for instructors
- ETL recognized (certified to UL 60950-1) in the US and Canada for the Lectern and electrical system
- Warranted to be free of all defects in materials and workmanship for 10 years, electrical system 2 years
- Designed and assembled in Chippewa Falls, WI, USA

Note: This unit is designed to hold up to 40 Chromebooks™ and be used as a lectern.

55470-AAF - with 4" Balloon Wheels, PowerProdigy™ timer

55470-ABF - with 5" Balloon Wheels, PowerProdigy™ timer

Color Options

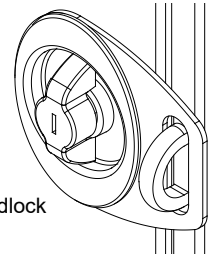
Laminate:
White Fiesta



Metal:
Warm Gray

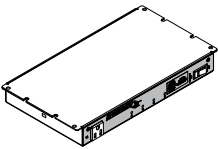
Construction

- The worksurface, base panel, and flip-up shelf are constructed from 1" composite board with .030" high-pressure laminate on one face, and a balancing phenolic backer on the opposing face
- Worksurface and base panel edges are covered with 3mm vinyl edge band
- 16-gauge side panels, shelves, and doors
- All metal components are finished with a scratch-resistant powder coat epoxy
- This lectern is factory-assembled, packaged, and shipped on its own skid

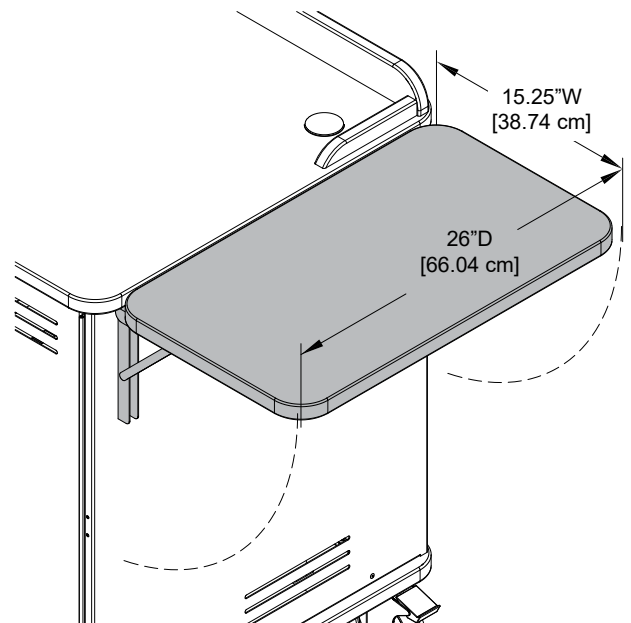
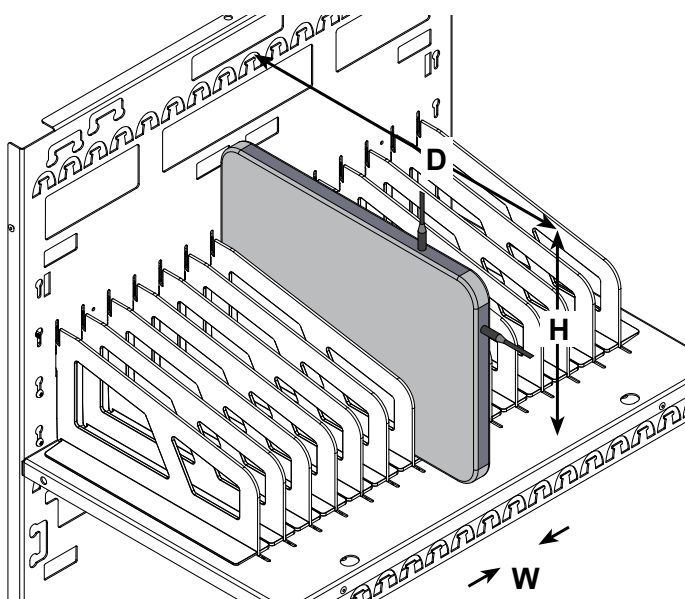


Double-bolt lock with padlock hasp (on both doors)
(padlocks not included)

Specifications

Capacity	40 Chromebooks™	
Storage bays (nominal)	1.25"W [3.18 cm] x 15.3"D [38.9 cm] x 12.3438"H [31.6 cm]	
Flip-up shelf	15.25"W [38.74 cm] x 26"D [66.04 cm]	<ul style="list-style-type: none"> • Shelf hinges lock into place in the upright position • Factory-installed on right-side • 35 lb [15.9 kg] weight capacity
Electrical	<ul style="list-style-type: none"> • (4) 10-outlet power units (outlets rotated 90°) • 125V~/12A, 60Hz • 15-amp breaker 	<ul style="list-style-type: none"> • Locking power-side door isolates and separates electrical line voltage from students • ETL recognized (certified to 60950-1)
PowerProdigy™ Timer	 <ul style="list-style-type: none"> • Low-profile, 16-gauge steel enclosure • 125V~/12A, 60Hz • Externally-accessible 15A on/off switch • Smart charging senses current and distributes power to the power units requiring it most • Four timed power unit-dedicated outlets (labeled A, B, C, D) controlled by logic board (up to 10A power output) 	<ul style="list-style-type: none"> • Cycling interval 15 min • Four LED lights indicate charging activity status of each power unit • Two auxiliary outlets (1 external, 1 internal) 1A each (controlled by main on/off switch) • IEC quick-release (replaceable) 8' nominal, 14 AWG, 3-wire power cord • ETL recognized (certified to 60950-1)
<div style="border: 1px solid black; padding: 5px;"> <p>⚠ Note: The customer should be aware of the amp draw of the devices used with this cart-especially when maxing out the storage and charging capacity. Exceeding 15 amps will trip the circuit breaker. Please consult the owners manual of your specific device for power consumption information.</p> </div>		
Wheels	5" Balloon Wheels - Weight capacity 300 lb [136 kg] each 4" Balloon Wheels (total locking) - Weight capacity 250 lb [113.5 kg] each	
Certifications / Compliance	<ul style="list-style-type: none"> • ETL recognized • SCS Indoor Advantage Certified 	<ul style="list-style-type: none"> • Meets or exceeds applicable ANSI-BIFMA test standards
Unit weight (nominal)	208 lb [94.4 kg]	
Shipping weight (nominal)	240 lb [108.9 kg]	

Specifications subject to change without notice

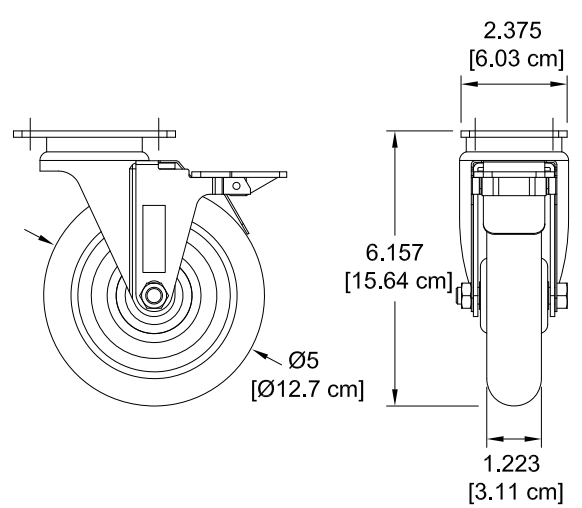
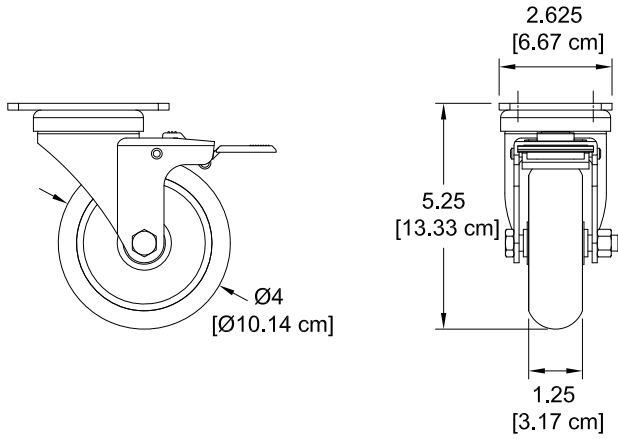
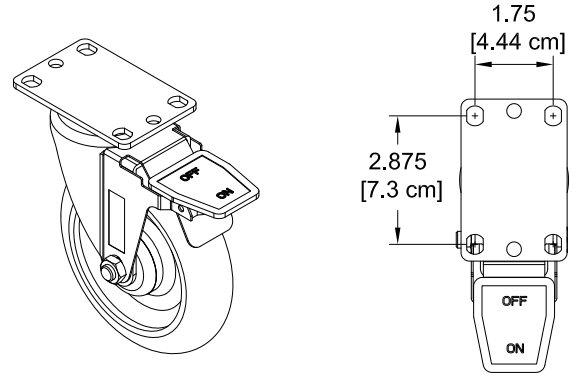
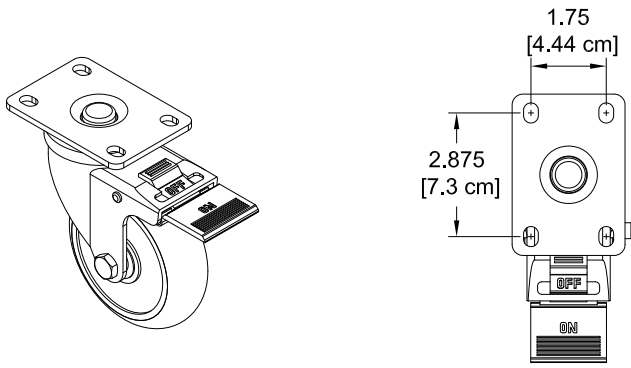


Devices must be placed in the bays with the charge plug on one of the two exposed edges shown.

Flip-up shelf is factory-installed on right-side
Available in matching, or chalk white dry erase laminate

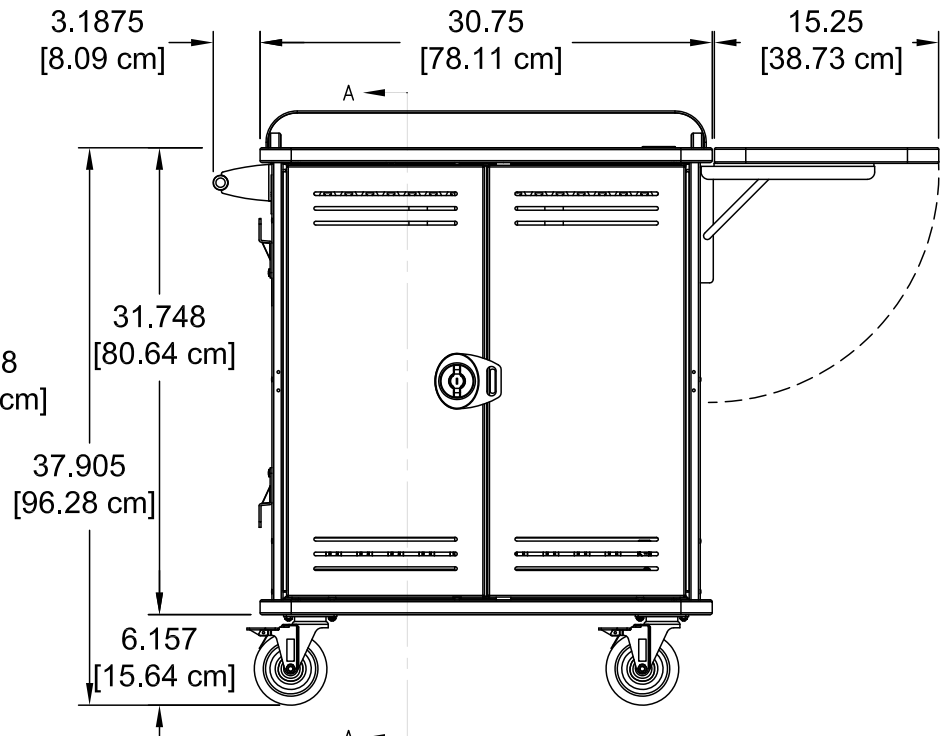
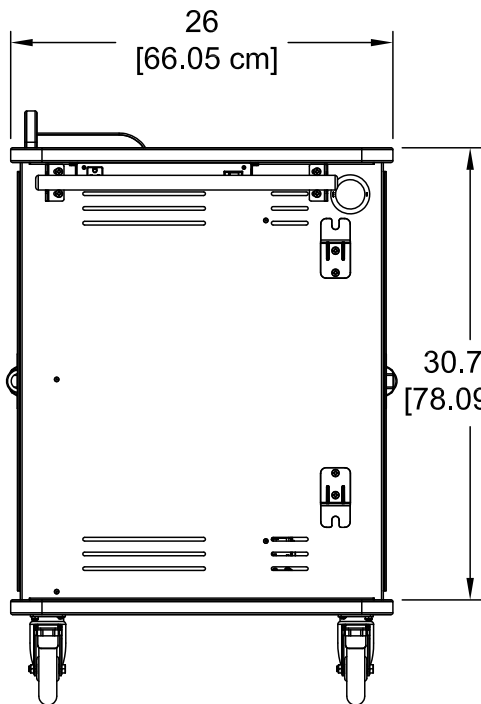
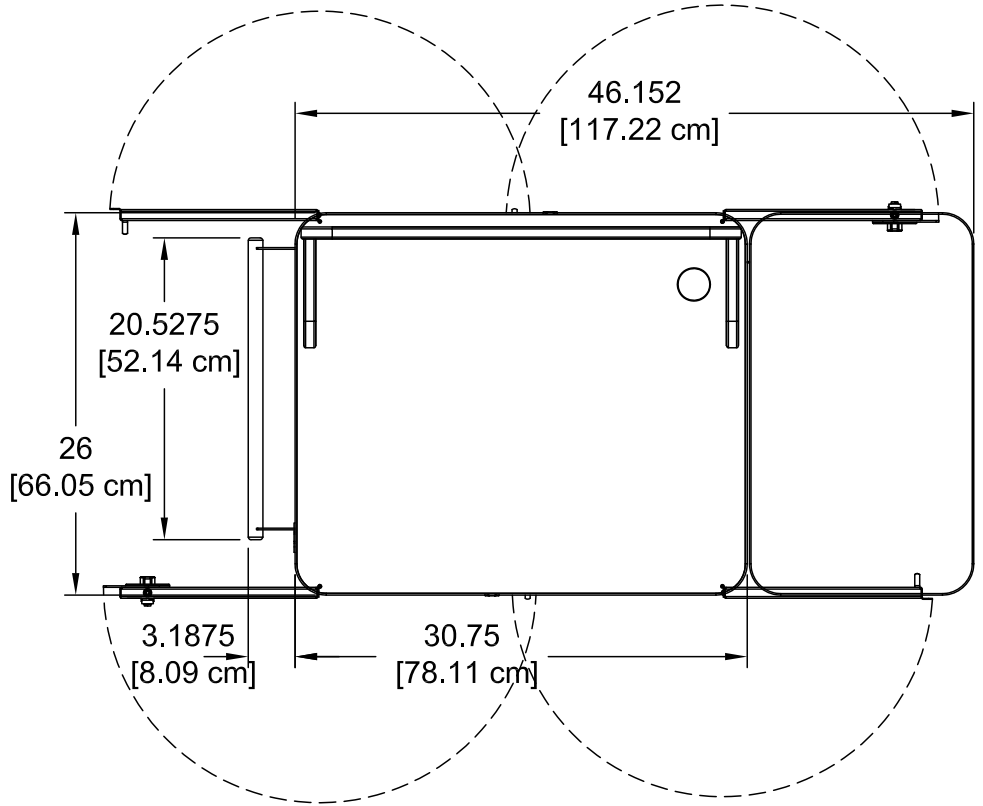
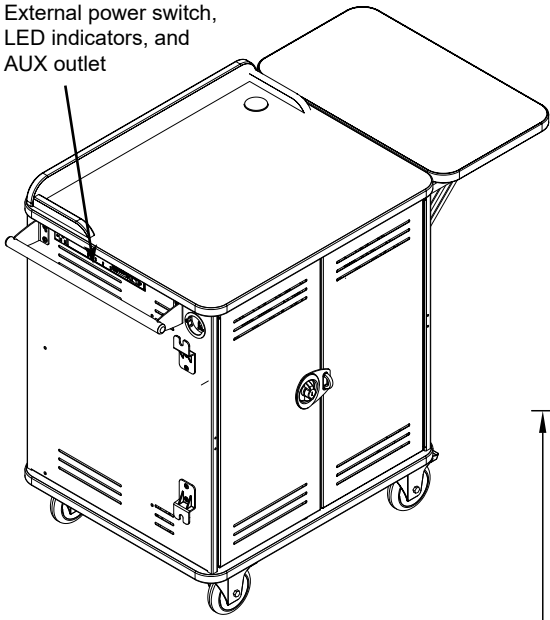
ORDER CODE A = 4" Balloon Wheel

ORDER CODE B = 5" Balloon Wheel

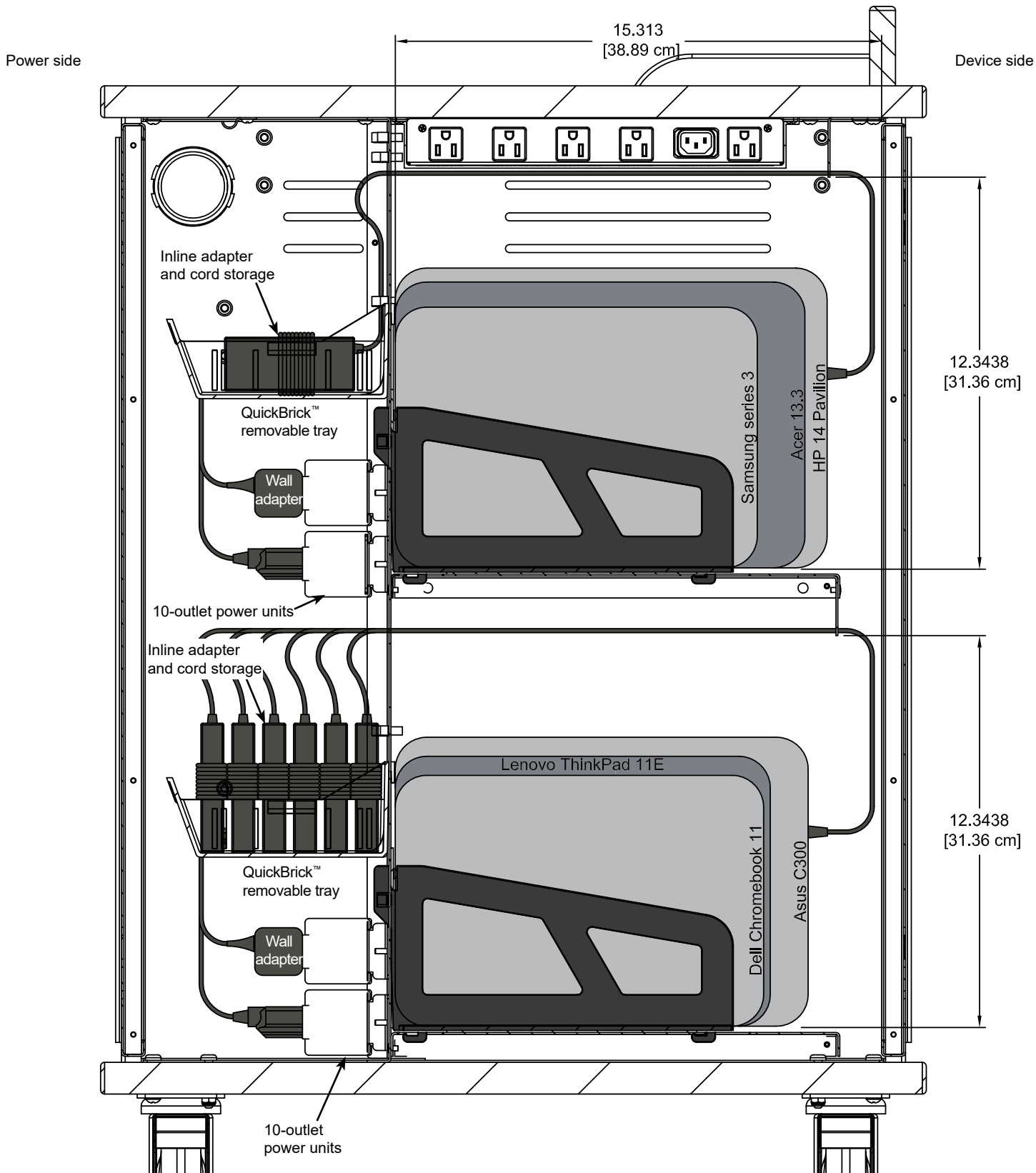


External power switch,
LED indicators, and
AUX outlet

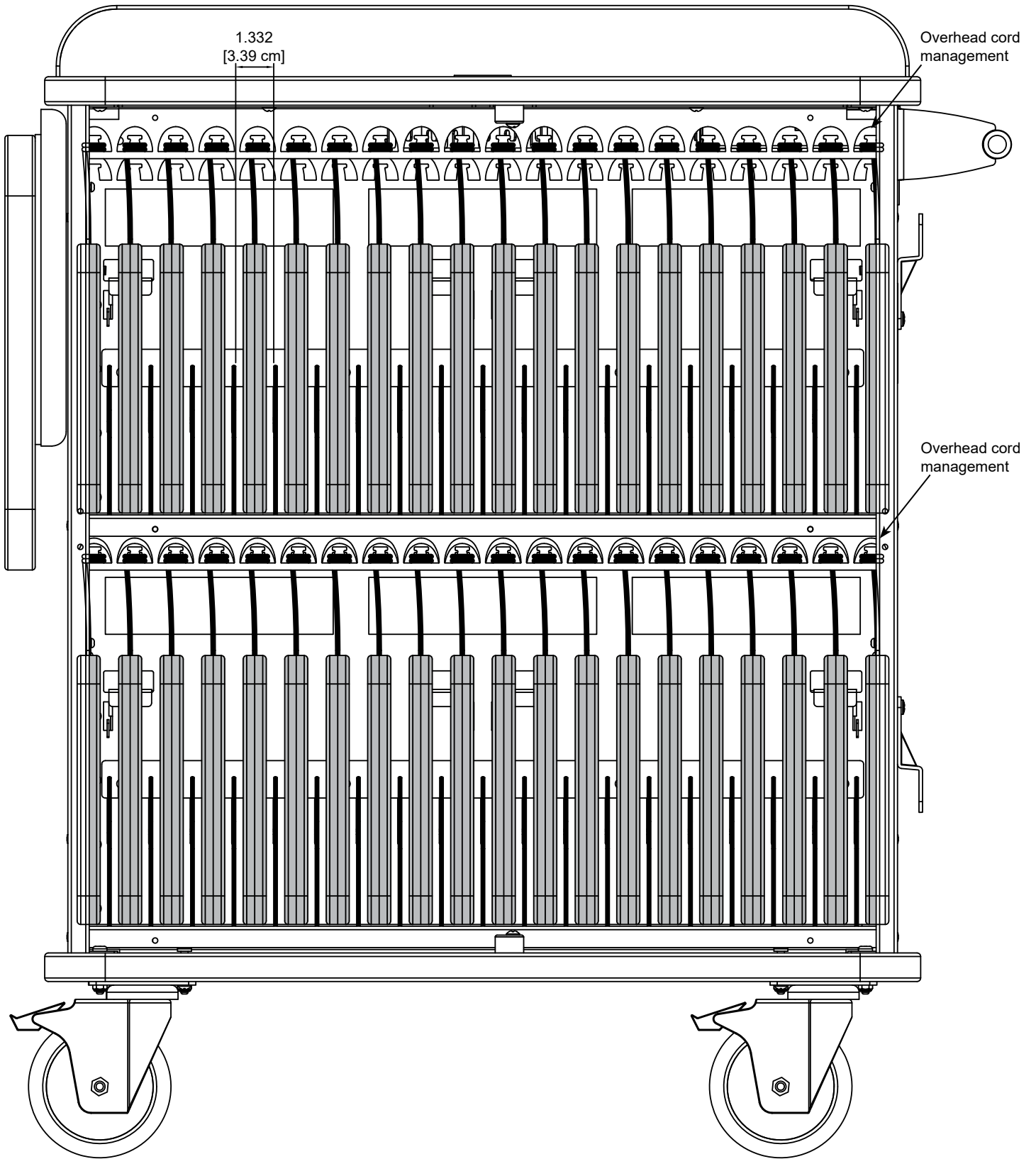
Cloud40 Flex Lectern
(shown with 5" balloon wheels)



Section view A-A
(shown with common Chromebook models)



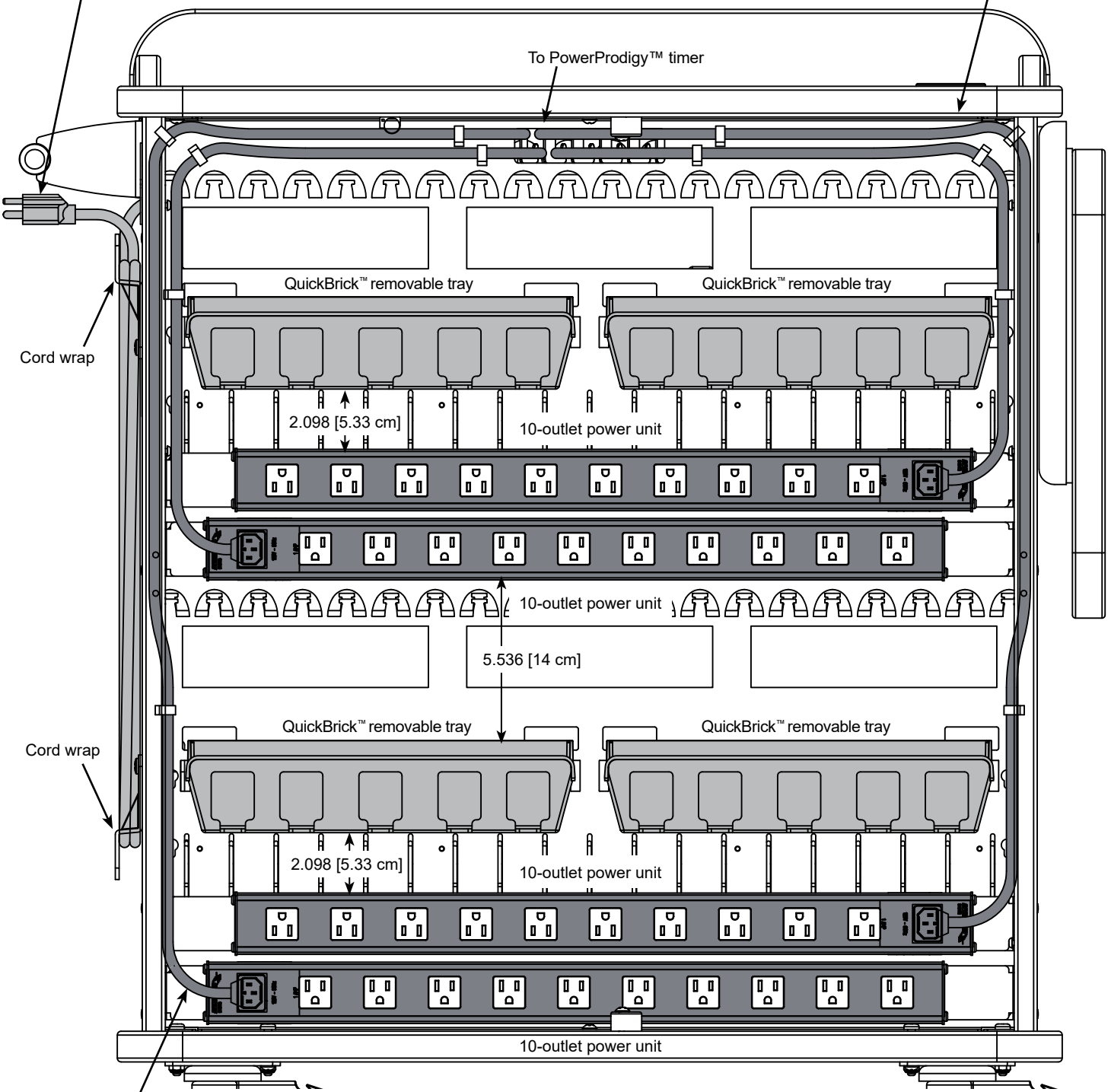
Device-side view wiring diagram
(shown without door)



Power-side wiring diagram
(shown without door)

8' nominal 14 AWG,
3-wire IEC power cord
(to wall outlet)

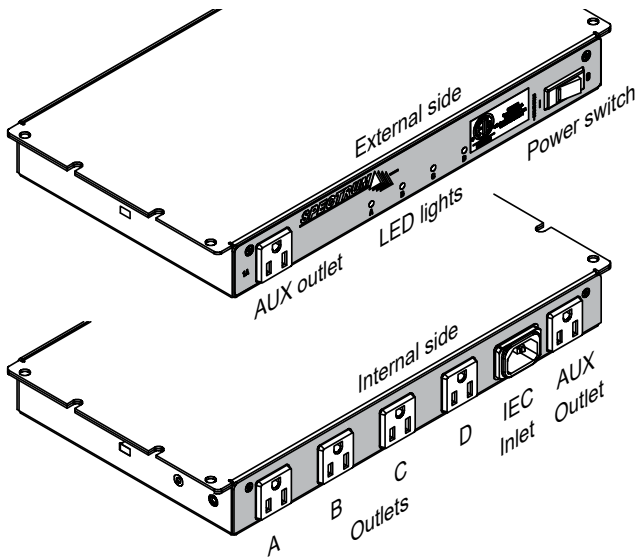
39" nominal 14 AWG, 3-wire
IEC power cord on each
upper power unit
(to PowerProdigy™ timer)



59" nominal 14 AWG, 3-wire
IEC power cord on each
lower power unit
(to PowerProdigy™ timer)

Note: Each 10-outlet power unit is designed with 3.5" of horizontal adjustability to provide outlet stagger if necessary. This helps accommodate a wide variety of wall adapter plug sizes and configurations.

Each power unit can also be relocated to a higher vertical position using secondary sets of keyhole slots. This can be done to accommodate extra large wall adapters. The QuickBrick™ trays have to be removed in this configuration.



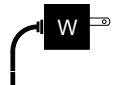


PowerProdigy™ Timer

**Use with higher amp-draw devices.
Maximum charging capacity: 5,760 watts.**

- Smart charging senses current and distributes power to the power units requiring it most
- Four green LED lights indicate charging activity status of each power unit
- Four timed power unit-dedicated outlets (labeled A, B, C, D) controlled by logic board
- Two auxiliary outlets (1 external, 1 internal)
- ETL recognized (certified to 60950-1)

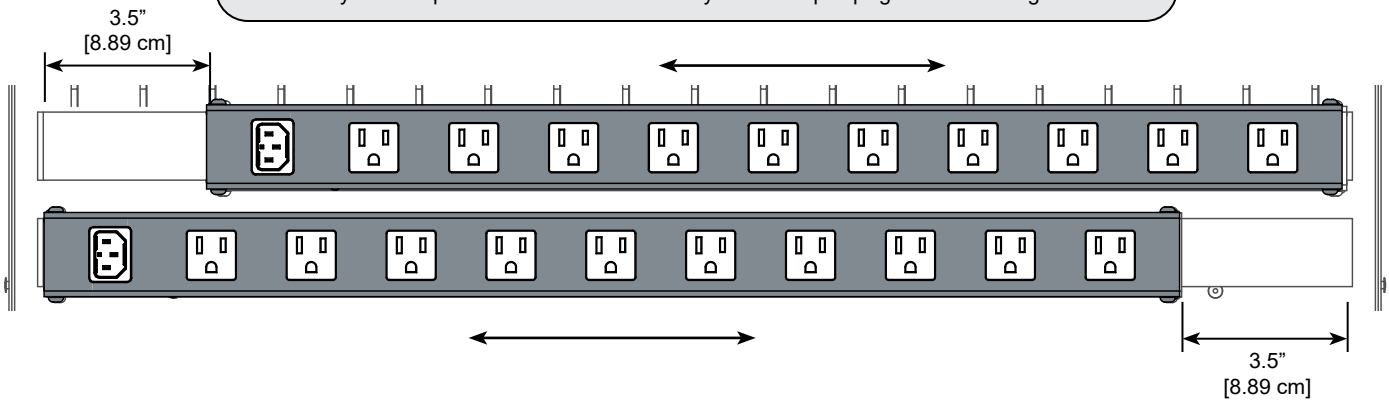
Input:	125V~/12A, 60Hz
Breaker:	15A, 250 VAC
Cycling interval:	15 minutes
Cycling outlets:	4 timed (A, B, C, D) up to 10A
Auxiliary outlets:	1A each (controlled by main power switch)
Power Cord:	IEC quick-release (replaceable) 8' nominal, 14 AWG, 3-wire
Power switch:	15A (externally accessible)

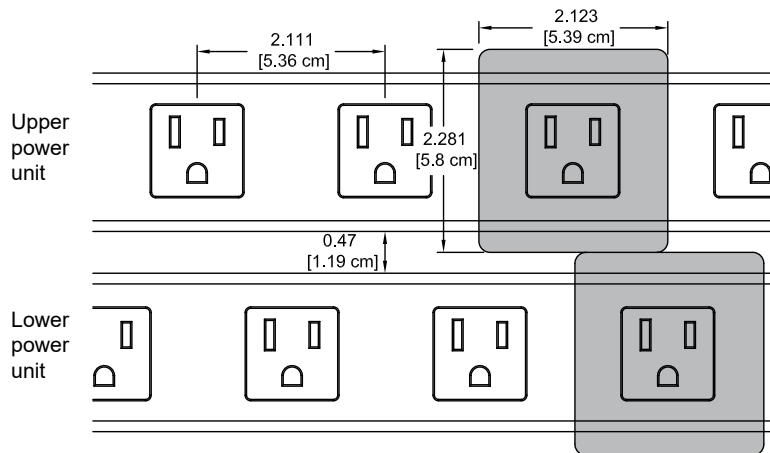
Total watts required per cart (estimated) = Number of devices X Charger wattage

Power unit adjustability

Note: Each 10-outlet power unit is designed with 3.5" of horizontal adjustability to provide outlet stagger if necessary. This helps accommodate a wide variety of wall adapter plug sizes and configurations.



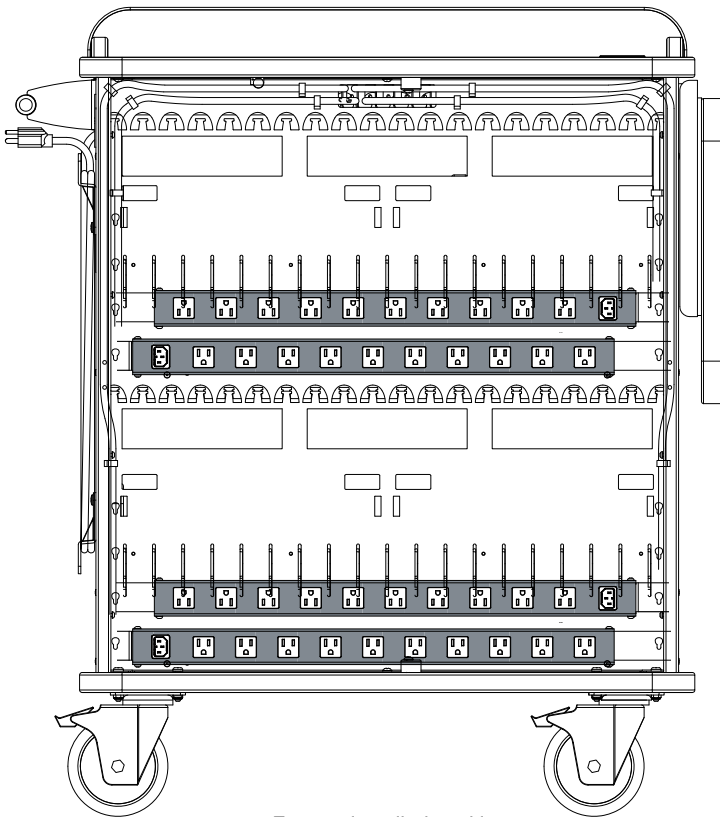

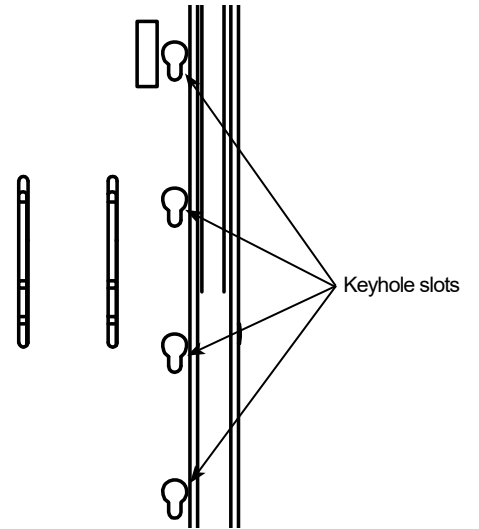
Nominal outlet spacing on each 10-outlet power unit



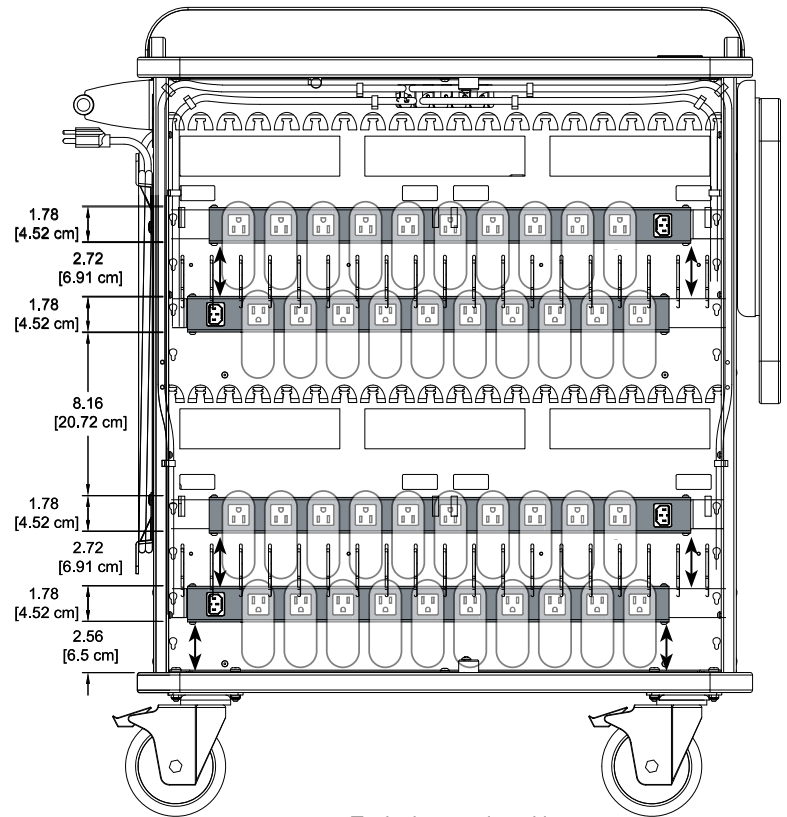
(See p.7 for spacing above and below outlets)

Power unit vertical adjustability
(shown without door)

Note: 4 sets of keyhole slots provide the ability to vertically relocate each 10-outlet power unit. This can be done to provide clearance for extra large wall adapters. Loosening two screws on each power unit allows easy adjustment. The QuickBrick™ trays are not needed and have to be removed in this configuration.



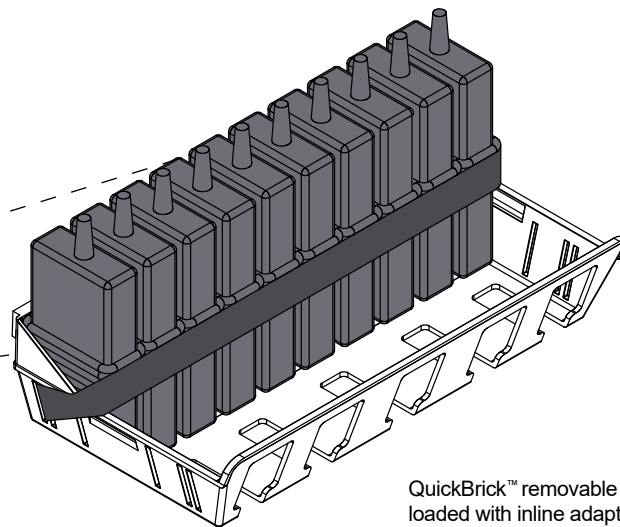
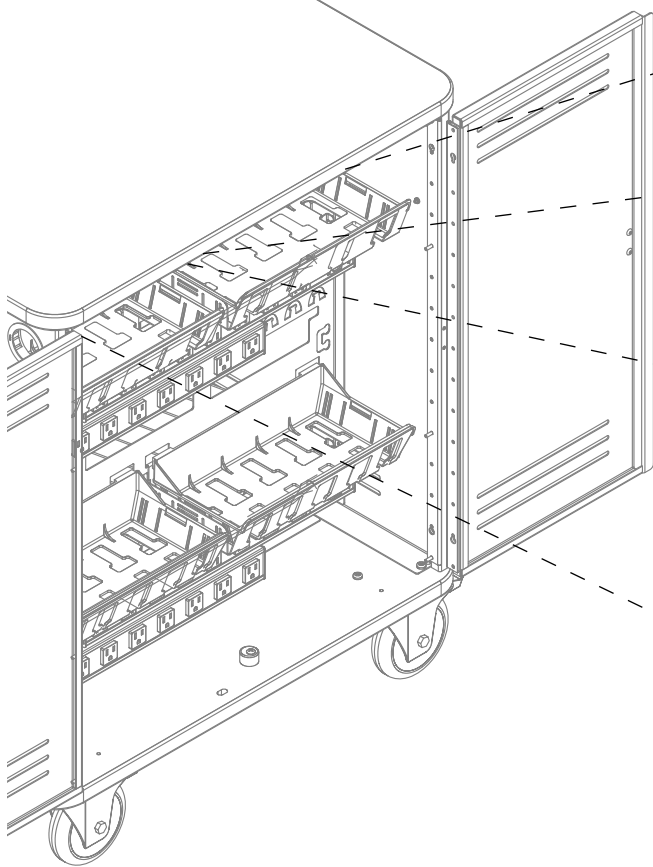
Factory-installed position



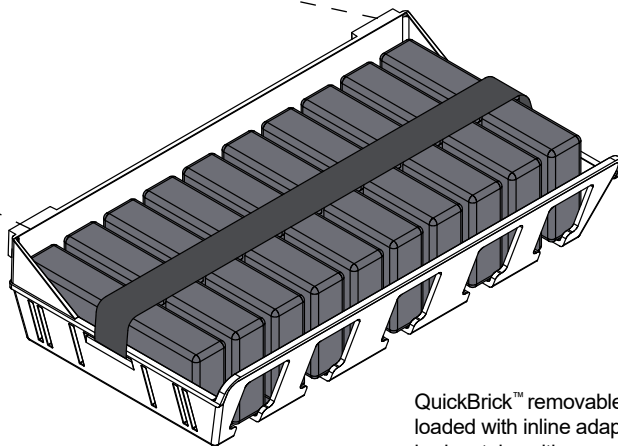
Typical spaced positions
for large wall adapters

Note: Cart includes four QuickBrick™ removable trays with a hook and loop retaining strap for charge adapters to provide fast and easy wiring for quick deployment.

For devices with wall adapters, the QuickBrick™ removable trays can be used to store bundled cords.

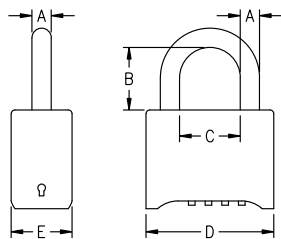


QuickBrick™ removable tray loaded with inline adapters in vertical position

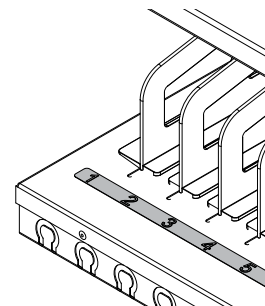


QuickBrick™ removable tray loaded with inline adapters in horizontal position

Accessories



A	.3125" [7.9 mm]
B	1" [25.4 mm]
C	.983" [25 mm]
D	2.07" [52.5 mm]
E	.987" [25.1 mm]



Re-programmable 4-digit Combination Lock - 95536

- Set your own 4-digit personalized combination (up to 10,000 options)
- 5/16" hardened steel shackle for cut-resistance
- Black powdercoated die-cast body for durability
- Change key included
- Unit weight: .55 lb [.25 kg]

Hook-and-loop Strap Kit - 95004

(16) .75" [1.91 cm] x 12" [30.48 cm], and (32) .75" [1.91 cm] x 5" [12.7 cm]

Slot labels for Cloud40 - 55475

- Black numbers on transparent adhesive backer
- 1-20 label, 21-40 label

See spectrumfurniture.com for the latest accessories and detailed warranty information.

Warranty

We will make it right for you!

Thanks for choosing Spectrum! Spectrum is committed to provide complete customer satisfaction. Each of our products is manufactured from the best materials available and each product is stringently monitored throughout the production process through our P.A.C.E. program (Product Assurance to meet Customer Expectations).

We expressly warrant that Spectrum products will be of good quality and workmanship and free from defect for the period set out in the warranty from the date of delivery.

For a listing of all product specific warranty terms please visit our website at:

<https://www.spectrumfurniture.com/en/resources/purchasing-terms-warranty>

1-800-235-1262

Toll-free HELPLINE

spectrum@spectrumfurniture.com



Spectrum Industries is
Certified ISO 9001:2015