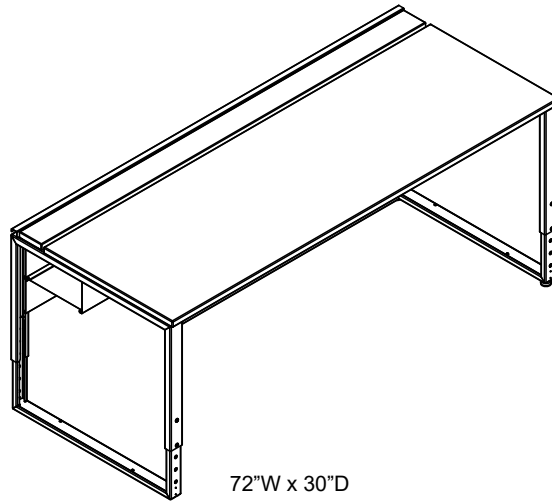
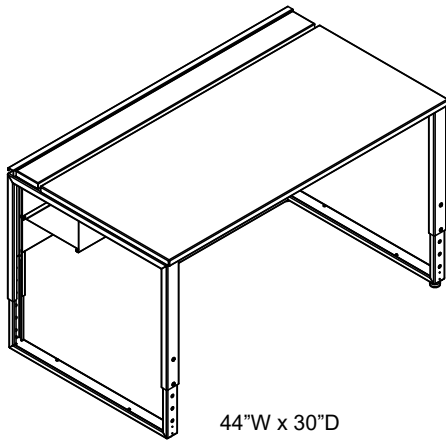
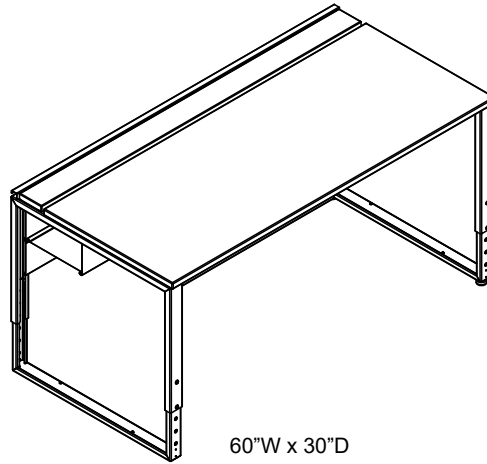
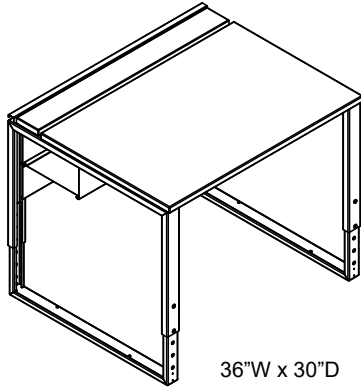


Technical Specifications

37421



*"Good Gaming" is the name of this game. The GG Desk is engineered to enhance your game play and provides a solid, quality, minimalistic platform with plenty of space and superior ergonomics. Available in multiple widths, the desk also has generous wire management, height adjustability, and optional accessories to fine-tune your team experience. Don't settle for an "at home" gaming table, take your team to the next level with Spectrum Industries' Esports GG Gaming desk!*




**Features and Benefits**

- Available in 36", 44", 60", and 72" wide versions to create the perfect player space and maximize arena capacity
- 30" depth allows plenty of room for peripherals and surface-mount CPU
- Height adjustable legs accommodate all gamers (pre-assembled at 28"H)
- Scratch and impact-resistant high-pressure laminate top provides a durable, useful workspace
- Durable powder coated steel chassis provides a long-lasting finish
- Continuous steel cord channel / modesty panel adds strength, keeps computer wires and cables out of the way, is wide enough for most power strips, and allows for easy daisy chaining of desks.
- Legs located at edges of desk maximize leg room
- Included unit-to-unit brackets can securely attach desks together into a row
- Optional accessories allow easy adaptation to Esports environments
- LED light-capability in audience-side panel channel
- Full-length top cover panel provides easy cable and wire-access and still provides clearance for edge clamp-mount style monitors arms
- Leveling glides keep desk level on uneven surfaces
- Matte black laminate minimizes glare and player distraction
- Edgeband accents match chairs and team branding
- Steel modesty panel and optional leg panel inserts provide locations for logos or team branding
- Optional adjustable CPU sling locates CPU tower under desk workspace
- Optional 3" casters provide mobility if needed
- Desk ships "knocked-down" and can be assembled at the final location
- Warranted to be free of all defects in materials and workmanship for 10 years
- Designed and assembled in Chippewa Falls, WI, USA

# Color Options

*Desk metal and worksurface laminate is black. Edgeband / chair rail accents available in black, green, orange, red, blue, silver, and yellow.*



Black edgeband



Green edgeband



Orange edgeband



Red edgeband



Blue edgeband



Silver edgeband



Yellow edgeband



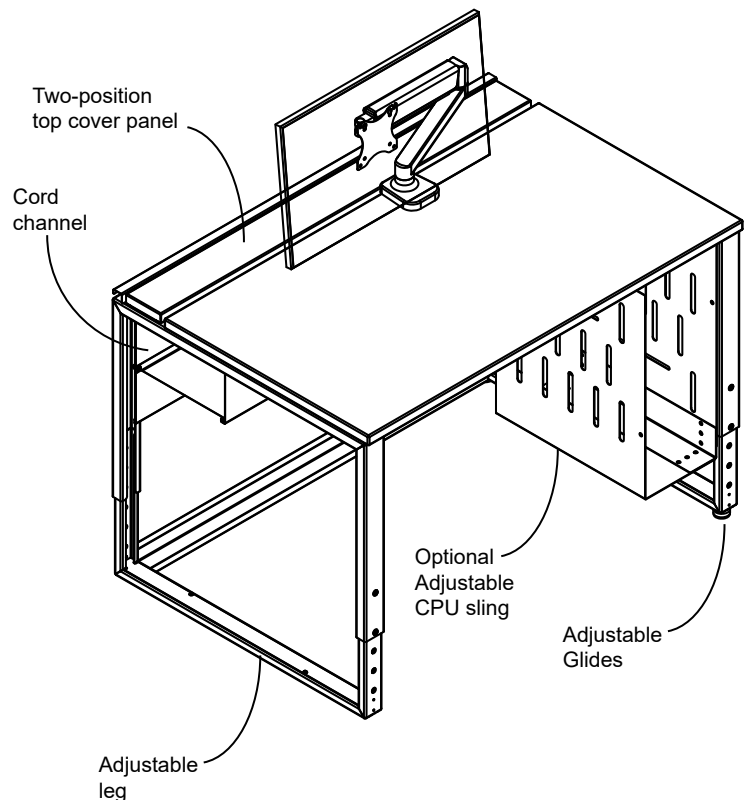
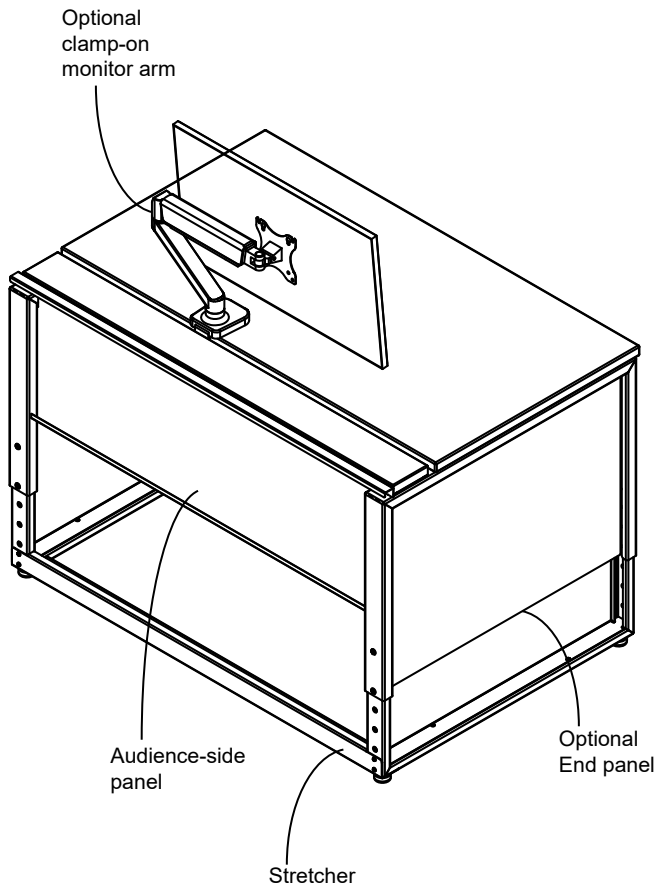
# Construction

- The worksurface is constructed from 1" thick composite board with .030" high-pressure laminate on one face, and a balancing phenolic backer on the opposing face
- Worksurface edges are finished with 3mm vinyl edgeband
- All metal components are finished with a scratch-resistant powder coat epoxy
- Worksurface support is 14-gauge steel
- Welded, 16-gauge 1" x 2" rectangular steel tube legs
- Bottom leg rail includes weld-nuts for attaching glides or wheels
- 20-gauge cord channel/modesty panel
- Desks are shipped knocked-down (KD) and require assembly

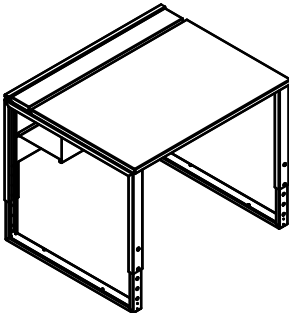
# Specifications

Sizes available	72"W [182.9 cm] 60"W [152.4 cm] 44"W [111.8 cm] 36"W [91.4 cm]	x 30"D [76.2 cm]
Worksurface heights available	30"H [76.2 cm] 28"H [71.1 cm] - (legs are pre-assembled for this height) 26"H [66 cm] 24"H [61 cm]	
<i>Note: Legs are adjustable in 2" increments.</i>		
Cord channel dims	9.7"D [24.72 cm] x 6.7"H [17.13 cm]	
ADA-compliance*	<ul style="list-style-type: none"> <li>• 1 ADA seat per table recommended</li> </ul> <p><i>*Minimum ADA guidelines for knee clearances are 30"W x 19"D x 27"H</i></p>	
Certifications / Compliance	<ul style="list-style-type: none"> <li>• SCS Indoor Advantage Certified</li> <li>• Meets or exceeds applicable ANSI-BIFMA test standards</li> </ul>	
Weights (nominal)	<u>Unit weight:</u> 112 lb [50.8 kg] - 72"W 96 lb [43.6 kg] - 60"W 83 lb [37.7 kg] - 44"W 68 lb [30.9 kg] - 36"W	<u>Shipping weight:</u> 116 lb [52.7 kg] - 72"W 100 lb [45.4 kg] - 60"W 85 lb [38.6 kg] - 44"W 70 lb [31.8 kg] - 36"W

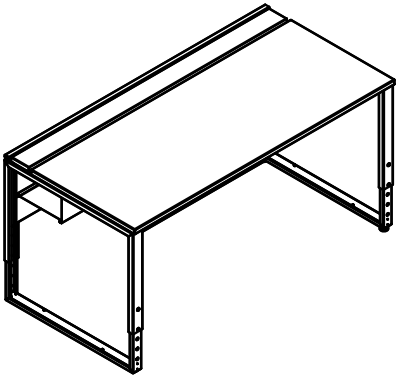
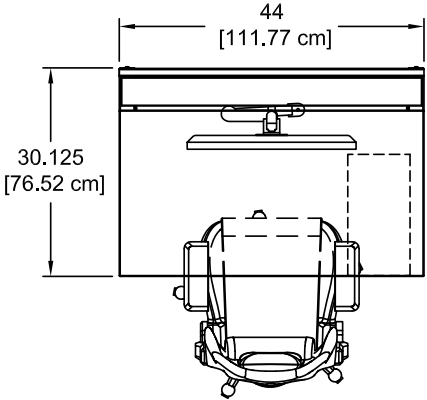
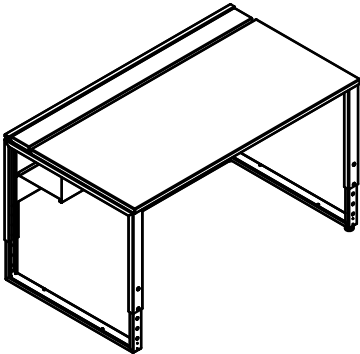
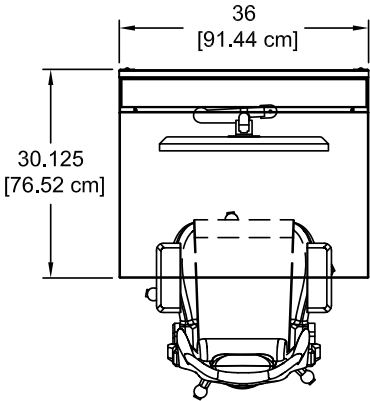
Specifications subject to change without notice



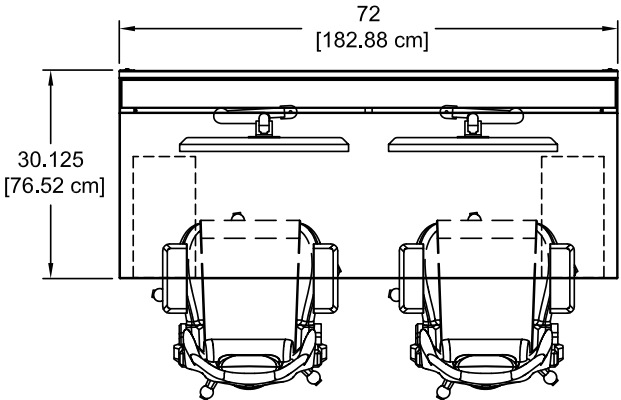
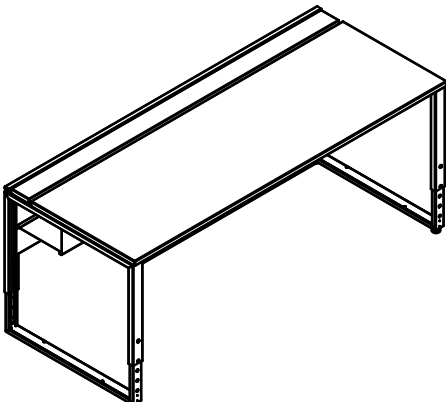
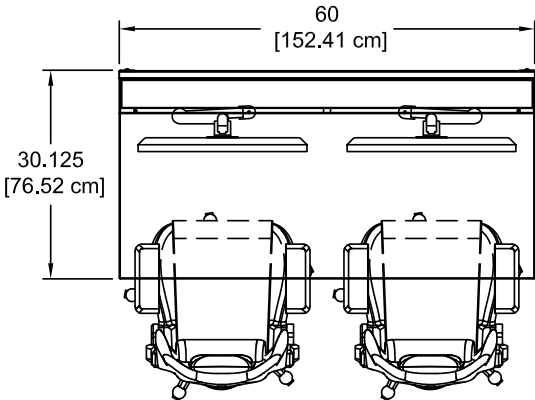
Top Views (all sizes)



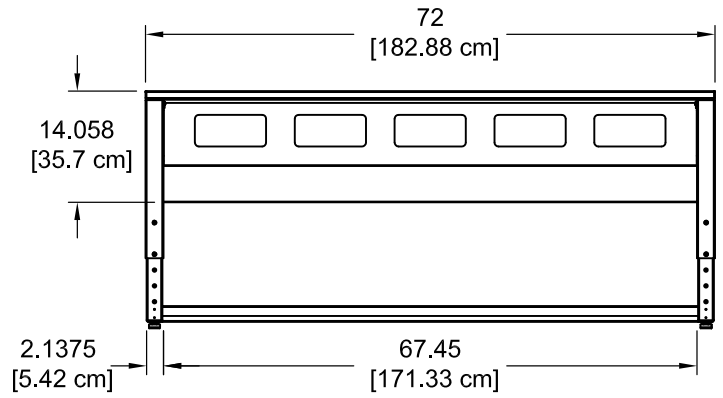
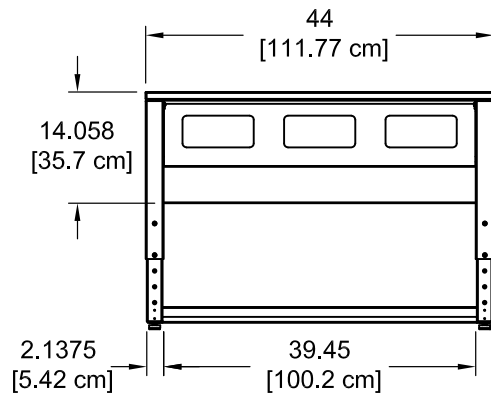
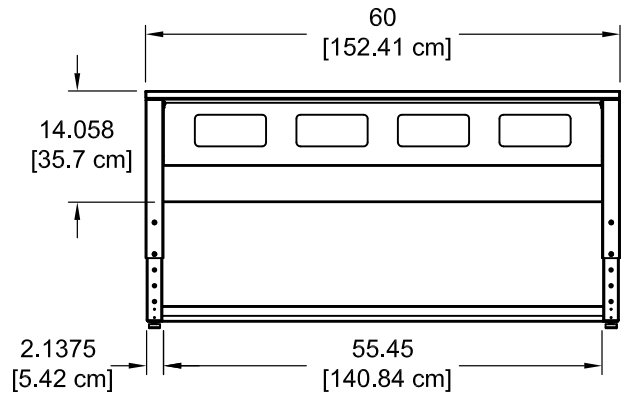
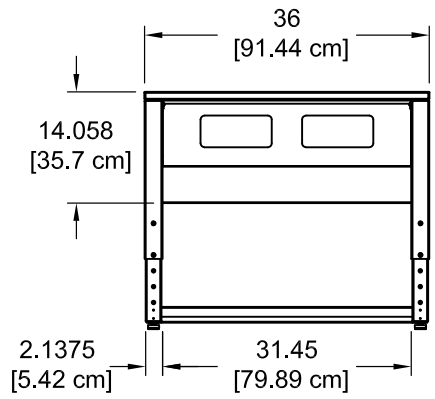
Note: To maximize legroom, CPU slings are not recommended on 36"W desks.



Note: To maximize legroom, CPU slings are not recommended on 60"W desks with two people.



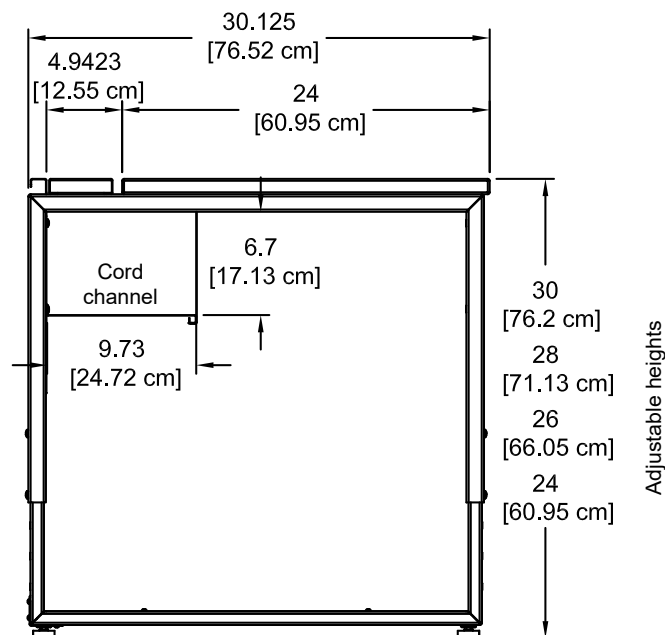
Student-side View (all sizes)



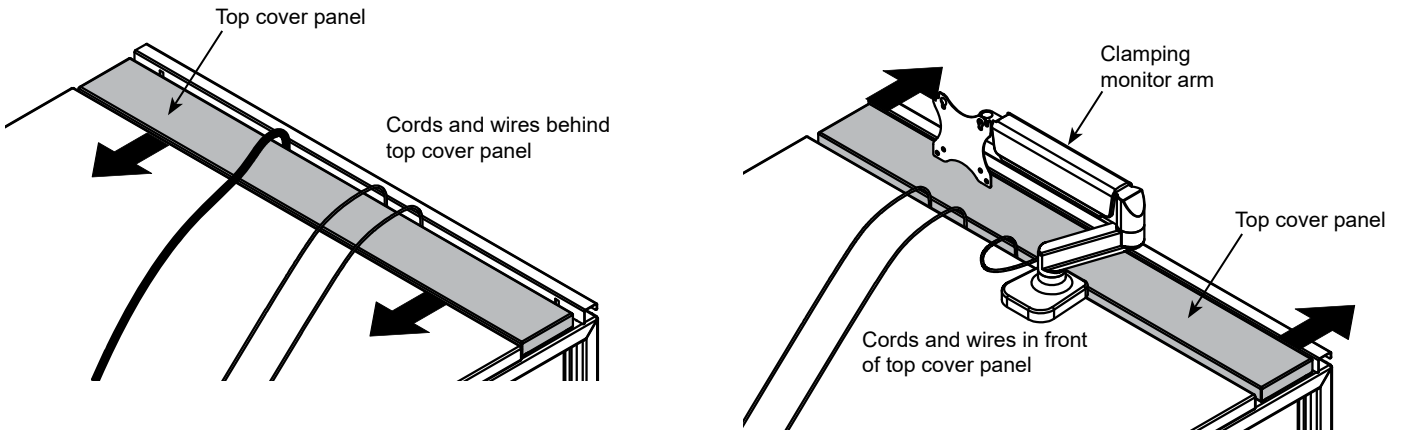
Note: When determining leg spacing on GG Gaming Desks with (1) optional CPU sling (95500,) subtract 7.875", 8.875", or 9.875" (adjustable sling widths) from the inside leg spacing dimension.

Note: Dual CPU slings can be used (72"W desks recommended), but leg spacing will depend on the width of the gaming CPU's used.

Side View (all sizes)




Two-position cover panel



LED strip light capable  
(customer-supplied)

Note: Access ports are provided at the top of the audience-side panel which provides the ability to route customer-supplied LED strip lights inside the top channel. This illuminates the audience-side panel and can help highlight any team branding logos that are being used.



## Accessories



### Customized Audience-side Printed Logo

**37422** - 72"W desk (logo size: 67.375"W x 13"H)

**37423** - 60"W desk (logo size: 55.375"W x 13"H)

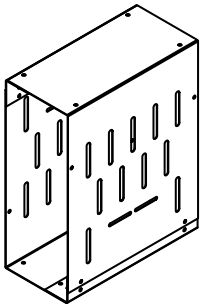
**37424** - 44"W desk (logo size: 39.375"W x 13"H)

**37425** - 36"W desk (logo size: 31.375"W x 13"H)

- Provides space for team logos and/or customized art
- Attaches to audience-side of desk with hook and loop fasteners
- New logos require a first time logo charge
- To get panel customized-contact Spectrum for details
- Shipping weight: 1.5 lb [.68 kg]

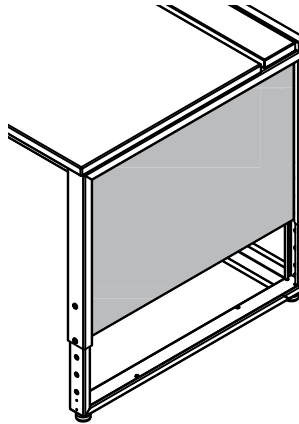
### Customized Printed End Panel Logo - 37426

- Provides space for team logos and/or customized art
- Also requires End Panel - 95043
- Attaches to End panel with hook and loop fasteners
- New logos require a first time logo charge
- To get panel customized-contact Spectrum for details
- Dimensions: 27.5"W [69.85 cm] x 18.5"H [47 cm] x .030"D [.08 cm]
- Shipping weight: 1.5 lb [.681 kg]



### Adjustable CPU sling - 95500

- 8"-10"W x 17.5"D x 21"-23"H
- Black powder coat



### End Panel - 95043

- Used on one side of a desk at the end of a row of desks or both sides of a single desk
- Black laminate panel
- Provides ability to add a customized printed end panel logo 37426
- Includes (1) panel
- Dimensions: 27.5"W [69.85 cm] x 18.5"H [47 cm] x .75"D [1.9 cm]
- Shipping weight: 5 lb [2.42 kg]



### Premium 3" Casters - 95042

- 3" diameter
- Provides desk mobility
- Two locking, two non-locking
- 5/16-18 x 3/4" threaded stem
- Raises overall desk height 2.75" compared to glides
- Not recommended for desks using unit-to-unit brackets



### 7-Outlet Power Strip - 99024

- Electrical Rating: AC 125V, 15 Amps
- 1000 Joules surge capacity
- 12' cord length
- LED switch
- UL Listed
- Shipping weight: 1.9 lb [.86 kg]



See [spectrumfurniture.com](http://spectrumfurniture.com) for complete details on Spectrum's full line of monitor arms.



### Esports Genova Gaming Chair

**38151**  
**38320**

- Rugged carbon PVC seat stands up to hours of use
- Optimize ergonomics with the height adjustable seat
- Durable, 2D high-grade plastic arm rests can be adjusted quickly, in both height and rotation
- Fully reclining, 180° tilt mechanism allows you to lay back to stretch or rest up for the next game
- Back and neck pillows are adjustable to provide superior support for extended tournament play
- Available in 7 colors: Red, Yellow, Green, Blue, Purple, White, and Black
- Weight Limit: 400 lbs



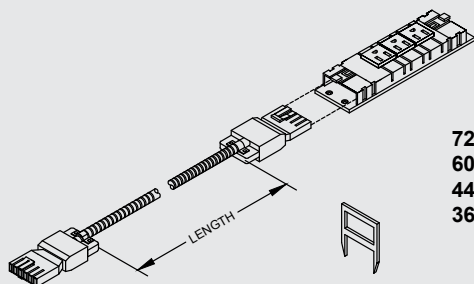
### Esports Xpressions Gaming Chair

**38153 - no logo**  
**38156 - w/ logo**

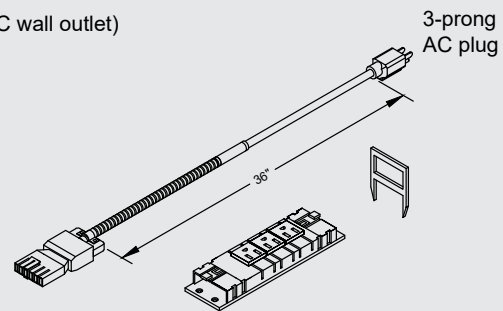
- Zip in custom embroidered logo panel (6"x9") - (38146)
- Superior back support for hours of sitting in total comfort
- Attractive, modern style to fit any decor
- 4-D adjustable arms with soft gel cushioning
- Height adjustable seat
- Removable and repositionable ergonomic memory foam cushions for the back and head
- 6 sets of interchangeable color base inserts in Red, Yellow, Green, Blue, White, and Black
- Commercial-grade base, built to last in the toughest environments
- Stable and wide 28.5" star base
- Weight Limit: 350 lbs

#### Single Circuit Power Kits

(Plugs into 3-prong AC wall outlet)



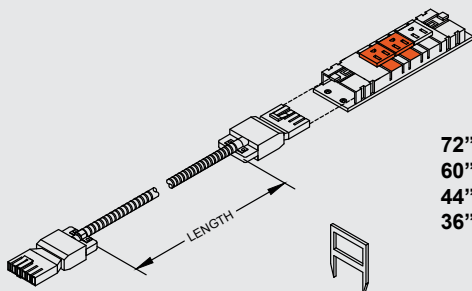
**72" - 99063**  
**60" - 99064**  
**44" - 99066**  
**36" - 99067**



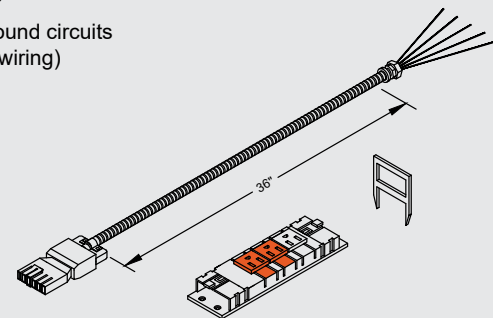
**Single Circuit Power Feed - 99070**  
with 36" flexible cord and 3-prong AC plug

#### EP8 Kits

Provides isolated ground circuits  
(requires hard-wiring)



**72" - 99011**  
**60" - 99010**  
**44" - 99009**  
**36" - 99008**



**Base Power Feed - 99022**  
with 36" flexible cord

See [spectrumfurniture.com](http://spectrumfurniture.com) for the latest accessories and detailed warranty information.



## Warranty

### **We will make it right for you!**

Thanks for choosing Spectrum! Spectrum is committed to provide complete customer satisfaction. Each of our products is manufactured from the best materials available and each product is stringently monitored throughout the production process through our P.A.C.E. program (Product Assurance to meet Customer Expectations).

We expressly warrant that Spectrum products will be of good quality and workmanship and free from defect for the period set out in the warranty from the date of delivery.

**For a listing of all product specific warranty terms please visit our website at:**

<https://www.spectrumfurniture.com/en/resources/purchasing-terms-warranty>

**1-800-235-1262**

Toll-free HELPLINE

**[spectrum@spectrumfurniture.com](mailto:spectrum@spectrumfurniture.com)**