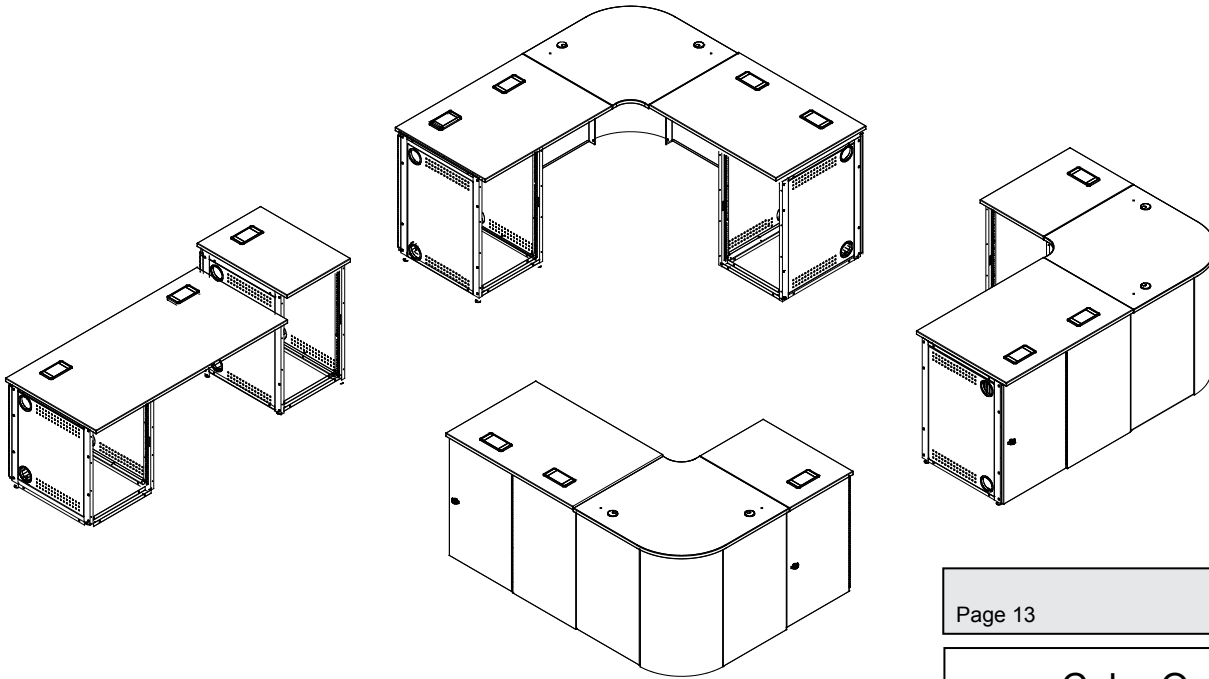


**Technical Specifications**

see p.4 for IMC components



The Instructor's Media Console is a modular system that consists of several base parts that can be assembled in a number of configurations to fit into your classroom, and meet your workspace and AV rack requirements. The IMC is available in two heights (29"H and 36"H) and consists of worksurfaces, corner panels, straight panels, equipment racks, and other parts to make a complete console.

**Features and Benefits**

- Modular design and wide variety of optional accessories allow easy configuration for any environment
- Scratch and impact-resistant high-pressure laminate top provides a durable, useful worksurface for instructors
- Worksurface provides ample room for papers, laptops, projectors, and most peripherals
- Equipment racks feature rack-rail equipment mounting
- Lockable access doors provide security and quick-access to the front and rear of the console making it easy to maintain audio, video, and multi-media equipment
- Power / Communication module cutout in worksurfaces (cover included)
- Side equipment rack grommet holes and worksurface grommets provide superior cord management
- Ventilated equipment rack side panels keep equipment cool
- Optional locking front doors can be mounted to swing from the left or right-hand side of the equipment rack
- Leveling glides keep unit level on uneven surfaces
- Durable powder coated steel chassis provides a long-lasting finish
- SCS Indoor Advantage Certified; meets or exceeds applicable ANSI-BIFMA test standards
- Warranted to be free of all defects in materials and workmanship for 10 years
- Assembled in Chippewa Falls, WI, USA

**Construction**

- The worksurface is constructed from 1" thick NAUF (No Added Urea Formaldehyde) composite board plus .030" high-pressure laminate on one face, and a balancing phenolic backer on the opposing face
- Worksurface edges are covered with black 3mm vinyl edge band
- Equipment racks are made of welded, 1" x 1" and 1" x 2" rectangular 16-gauge steel tubing
- Equipment rack side panels are 20-gauge steel
- Filler panels and doors are 16-gauge steel
- Front and rear doors have full-length piano hinges
- All metal components are finished with a scratch-resistant powder coat epoxy
- IMC components are shipped knocked-down (KD) and require assembly

Page 13 **Options**

**Color Options**

Standard laminate / color combinations

Wild Cherry / Black (CHB)



Grey Chromatix / Dark Grey (CD)



Grey Chromatix / Black (CB)



Fusion Maple / Black (FMB)



Indigo Organix / Dark Gray (ID)



Indigo Organix / Black (IB)

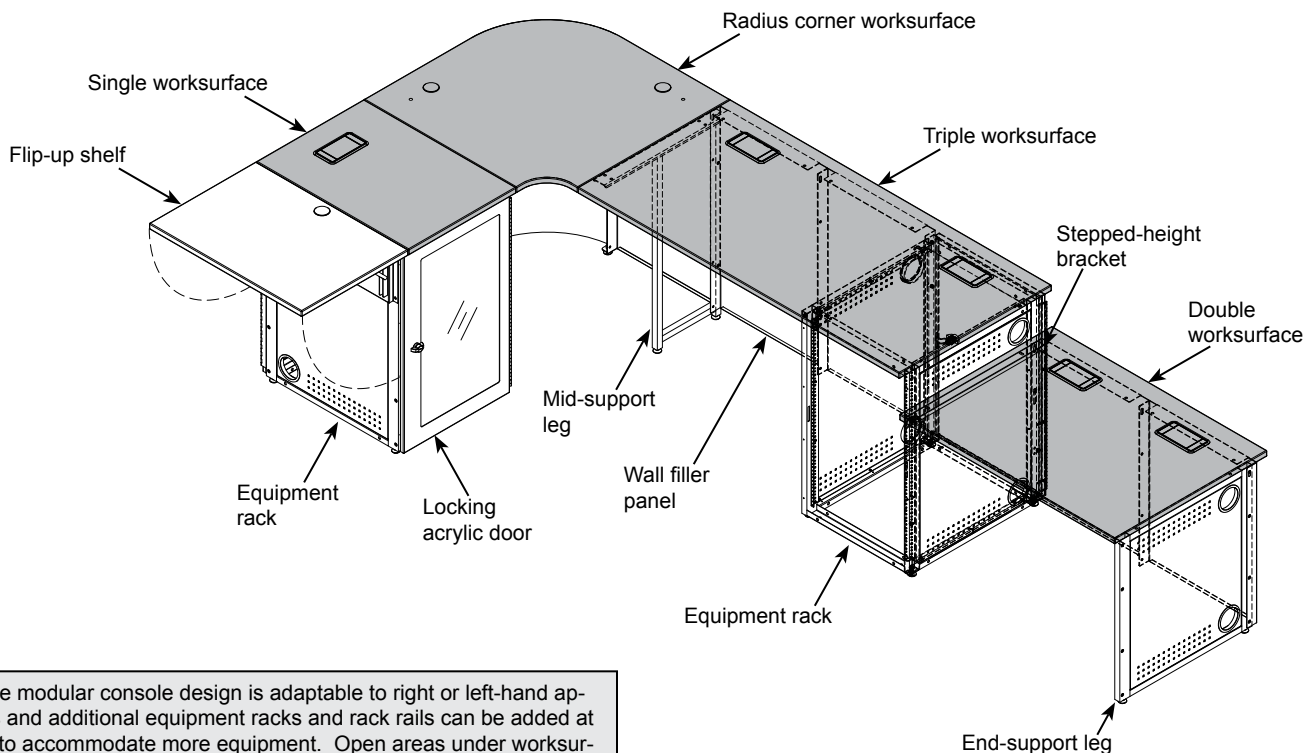


Standard color combination refers to the quickest deliverable product color combination. Custom laminates and color combinations are available—additional lead-times and up-charges may apply. Call 1-800-235-1262 for further information.

# Specifications

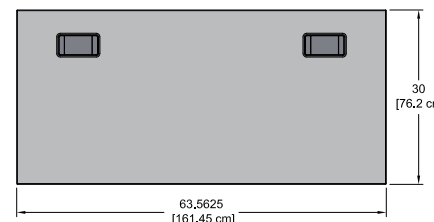
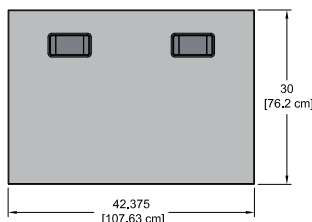
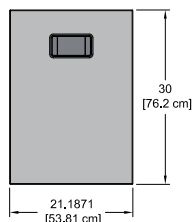
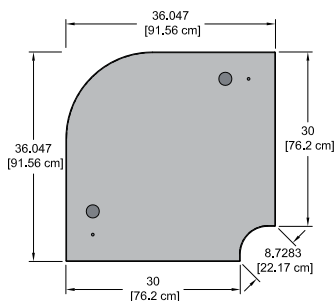
Worksurface heights	29"H or 36"H	
Worksurfaces	Radius corner worksurface: 36.047"W x 36.047"D	Single: 21.1875"W x 30"D Double: 42.375"W x 30"D Triple: 63.5625"W x 30"D
Rack rail	14RU - (29"H) 18RU - (36"H)	
Power module cutout(s) in worksurfaces	7.203"W x 3.875"D	
Shipping weight (nominal)	(See console components on p.4)	

Specifications subject to change without notice



Note: The modular console design is adaptable to right or left-hand applications and additional equipment racks and rack rails can be added at any time to accommodate more equipment. Open areas under worksurfaces are typically used for location of keyboard trays and pencil drawers.

The included plastic worksurface grommet(s) can be replaced with the 99043 Cove Power Module Kit.



Radius corner worksurface .375" [.953 cm] hole drilled on each side for monitor arm mounting. 2" hole for cord routing

Single worksurface

Double worksurface

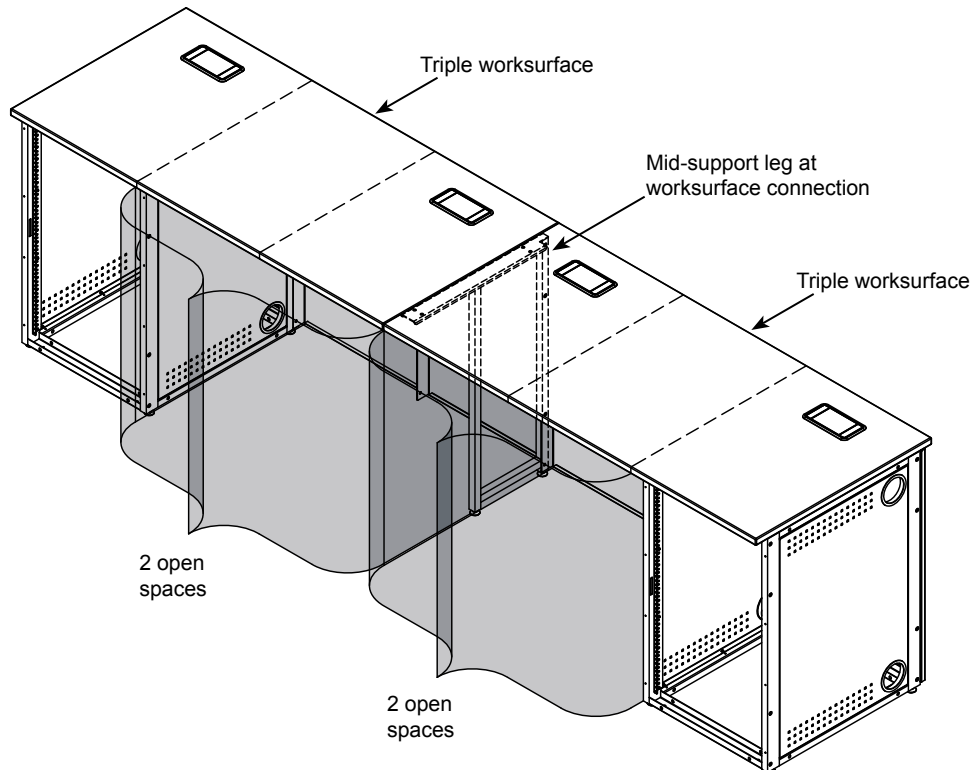
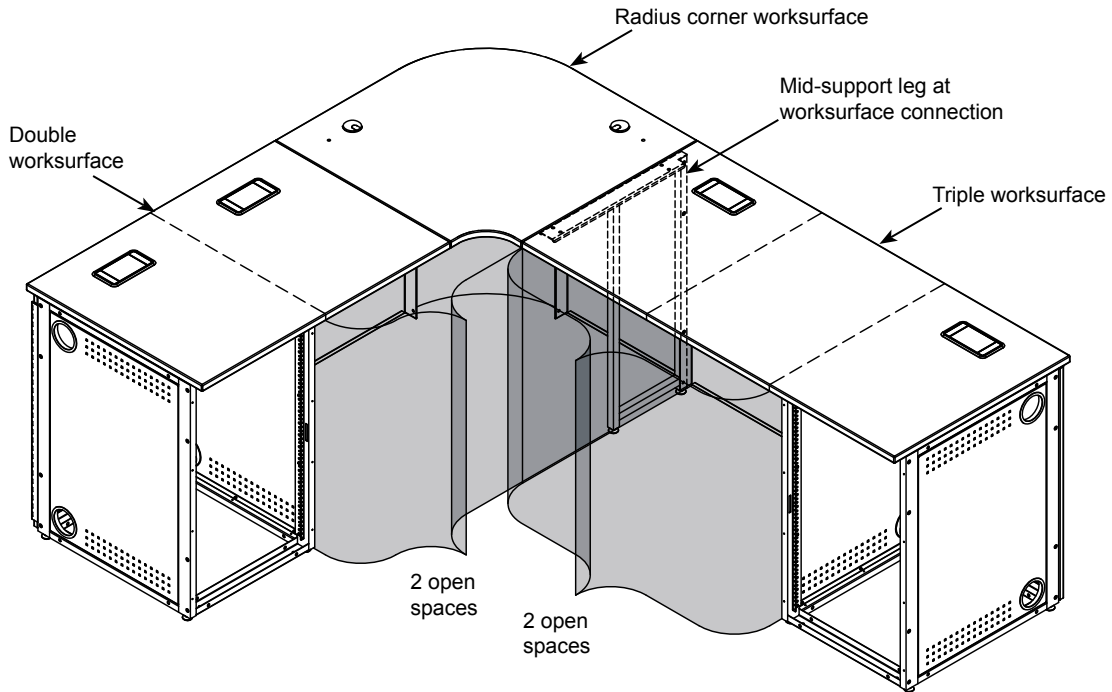
Triple worksurface

Note: Modified worksurface cutouts should be reviewed by Spectrum to ensure clearance of brackets, keyboard slides, or other objects under the worksurface.

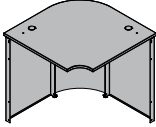
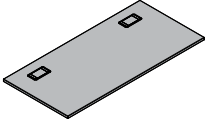
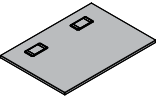

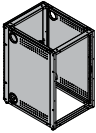

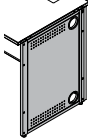
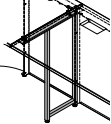
## Worksurface Support Guidelines

For adequate support, areas under worksurfaces generally should not exceed a span of more than 2 open spaces (or wall filler panels) wide.

- When a radius corner is used with two double worksurfaces that have equipment rack support, a mid-support leg usually is not necessary
- When a radius corner is next to a double worksurface, an equipment rack or mid-support leg should be used to support the double worksurface
- When a triple worksurface is specified, at least one equipment rack should be used underneath to provide adequate support
- Mid-support legs are used at the seam two worksurfaces
- End-support legs are used at the end of a worksurface

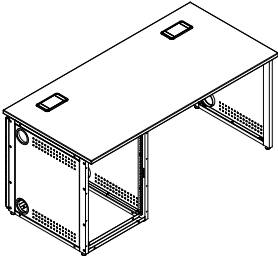


# Instructor Media Console Components

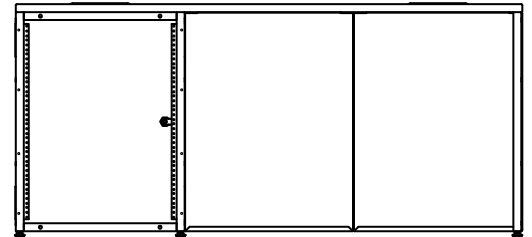
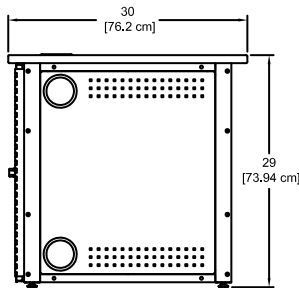
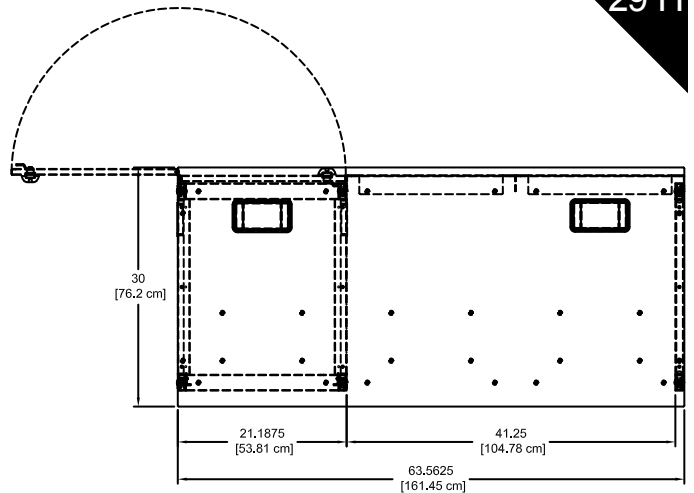
	Product Number	Description	Dimensions	Unit Weight
	68156	36H Radius Corner	36"W [91.44 cm] x 36"D [91.44 cm] x 36"H [91.44 cm]	135 lb [61.3 kg]
	68106	29"H Radius Corner	36"W [91.44 cm] x 36"D [91.44 cm] x 29"H [73.66 cm]	130 lb [59 kg]
	68202	Triple worksurface	63.5625"W [161.45 cm] x 30"D [76.2 cm] x 1"H [2.54 cm]	65 lb [29.5 kg]
	68201	Double Worksurface	42.375"W [107.6 cm] x 30"D [76.2 cm] x 1"H [2.54 cm]	46 lb [20.9 kg]
	68200	Single Worksurface	21.1875"W [53.8 cm] x 30"D [76.2 cm] x 1"H [2.54 cm]	28 lb [12.7 kg]
	68157	36" Equipment Rack	21.1875"W [53.8 cm] x 30"D [76.2 cm] x 36"H [91.44 cm]	64 lb [29.1 kg]
	68107	29" Equipment Rack	21.1875"W [53.8 cm] x 30"D [76.2 cm] x 29"H [73.7 cm]	50 lb [22.7 kg]
	68151	36" Wall Filler Panel	21.1875"W [53.8 cm] x 1"D [2.54 cm] x 36"H [91.44 cm]	18 lb [8.2 kg]
	68101	29" Wall Filler Panel	21.1875"W [53.8 cm] x 1"D [2.54 cm] x 29"H [73.7 cm]	15 lb [6.8 kg]
	68155	36" End-Support Leg	1"W [2.54 cm] x 30"D [76.2 cm] x 36"H [91.44 cm]	20 lb [9.1 kg]
	68105	29" End-Support Leg	1"W [2.54 cm] x 30"D [76.2 cm] x 29"H [73.66 cm]	16 lb [7.3 kg]
	68154	36" Mid-Support Leg	1"W [2.54 cm] x 24"D [61 cm] x 28"H [71.1 cm]	11 lb [5 kg]
	68104	29" Mid-Support Leg	1"W [2.54 cm] x 24"D [61 cm] x 21"H [53.3 cm]	9 lb [4.1 kg]

# Standard Console Configurations

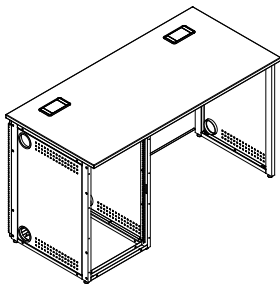
29"H



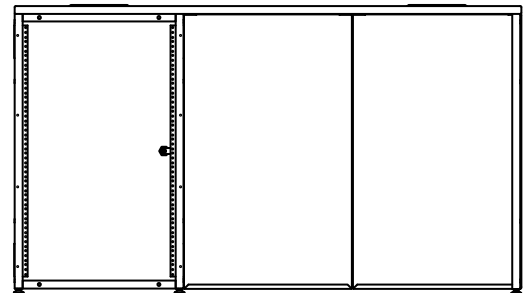
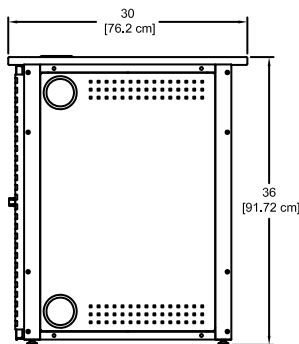
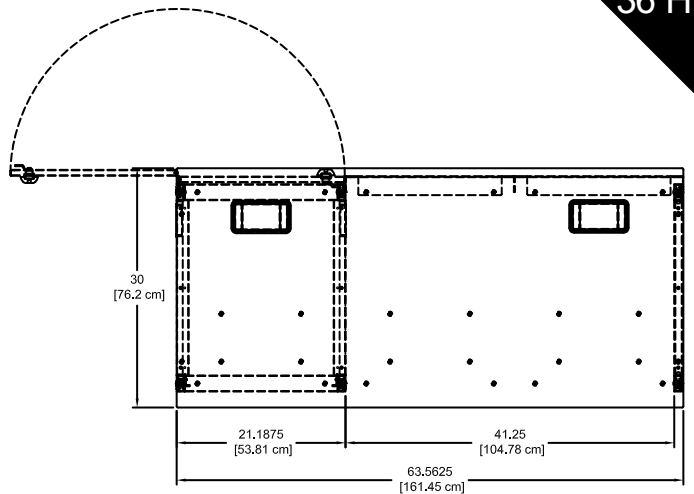
Console #1 (29"H) - 68020		
Qty	Description	Item
1	Triple Worksurface	68202
1	29" Equipment Rack	68107
2	29" Wall Filler Panel	68101
1	29" End-Support Leg	68105

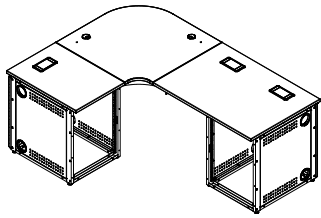


36"H



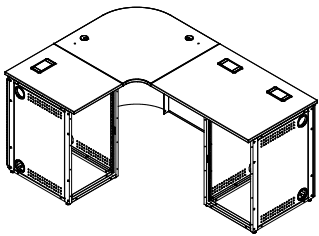
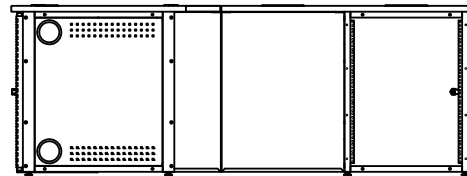
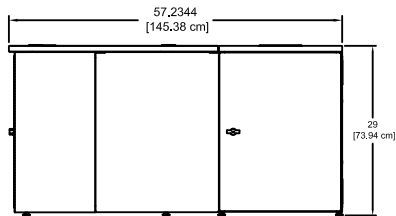
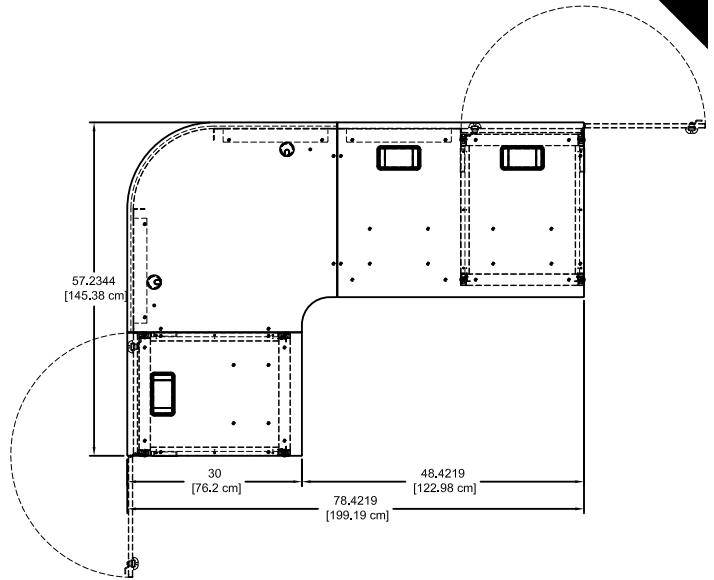
Console #1 (36"H) - 68021		
Qty	Description	Item
1	Triple Worksurface	68202
1	36" Equipment Rack	68157
2	36" Wall Filler Panel	68151
1	36" End-Support Leg	68155





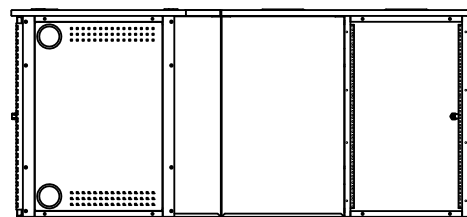
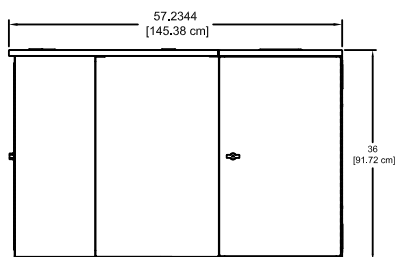
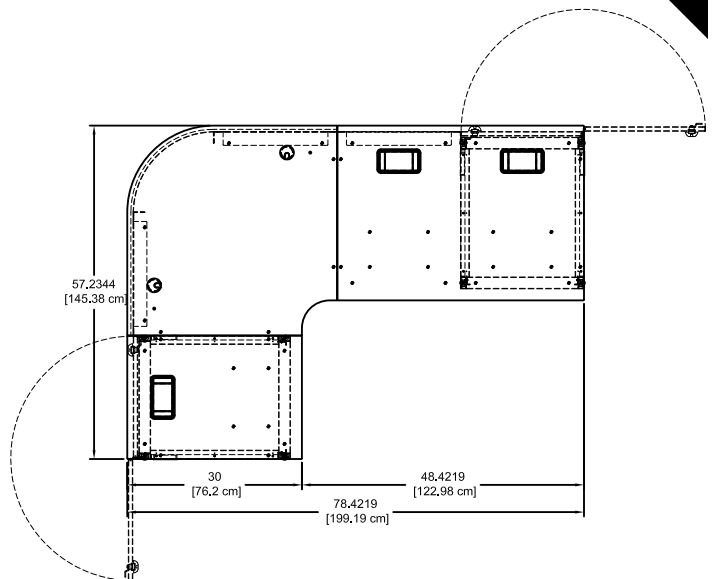
29"H

Console #2 (29"H) - 68022		
Qty	Description	Item
1	29" Radius Corner	68106
1	Double Worksurface	68201
1	Single Worksurface	68200
2	29" Equipment Rack	68107
1	29" Wall Filler Panel	68101

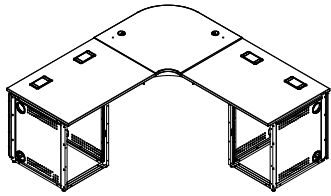


36"H

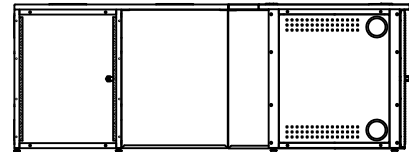
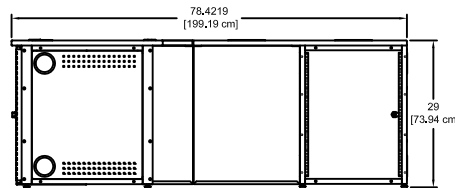
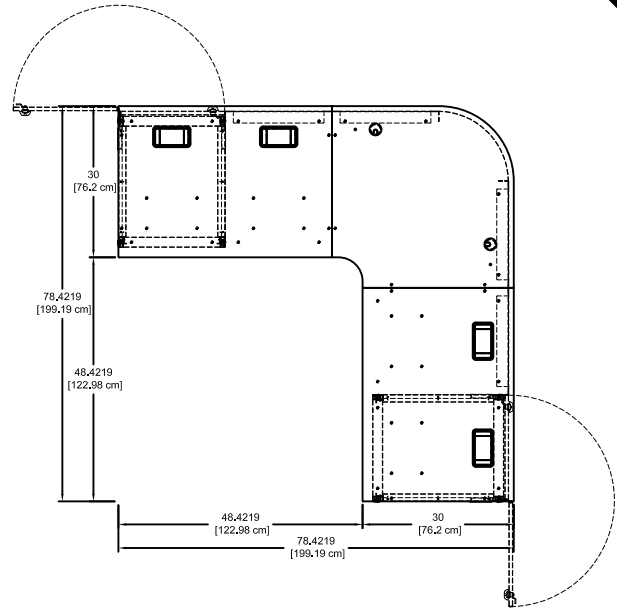
Console #2 (36"H) - 68023		
Qty	Description	Item
1	36" Radius Corner	68156
1	Double Worksurface	68201
1	Single Worksurface	68200
2	36" Equipment Rack	68157
1	36" Wall Filler Panel	68151



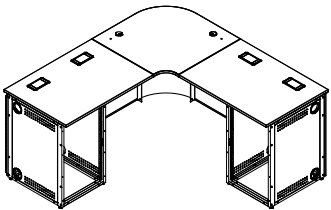
29"H



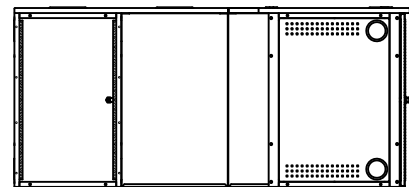
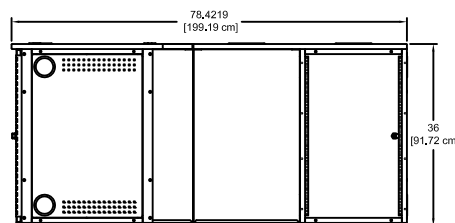
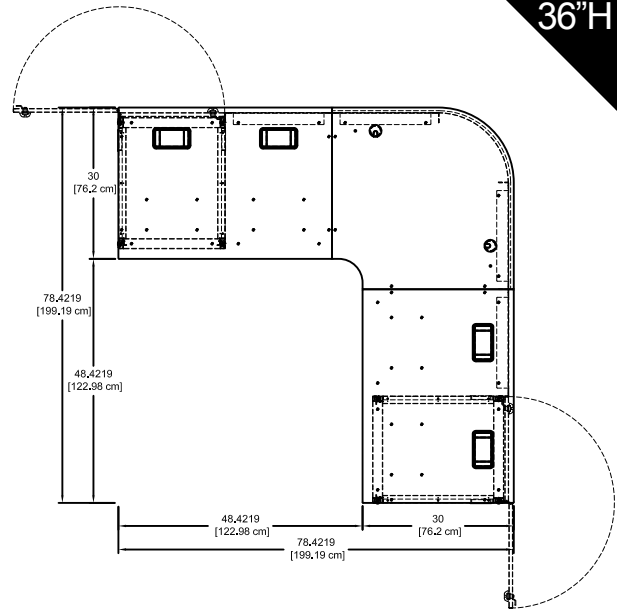
Console #3 (29"H) - 68024		
Qty	Description	Item
1	29" Radius Corner	68106
2	Double Worksurface	68201
2	29" Equipment Rack	68107
2	29" Wall Filler Panel	68101

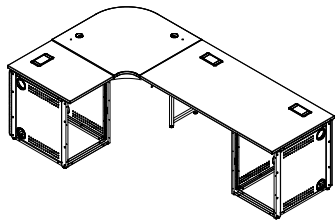


36"H



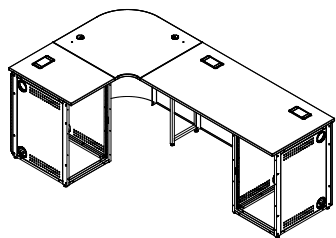
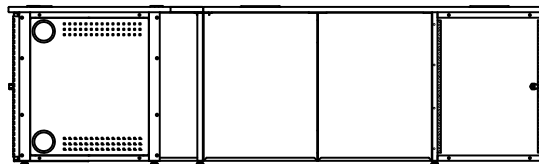
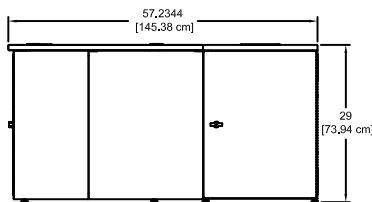
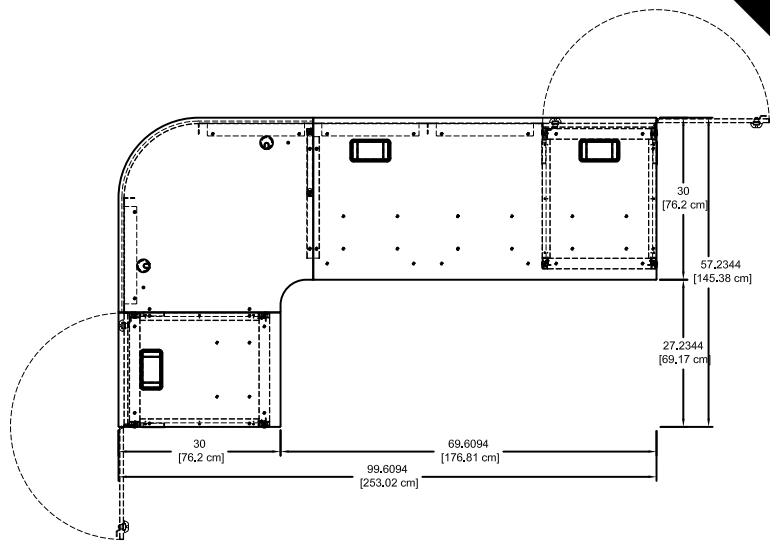
Console #3 (36"H) - 68025		
Qty	Description	Item
1	36" Radius Corner	68156
2	Double Worksurface	68201
2	36" Equipment Rack	68517
2	36" Wall Filler Panel	68151





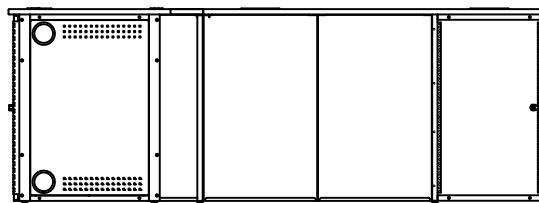
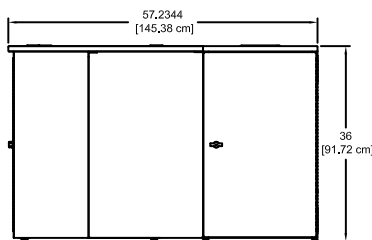
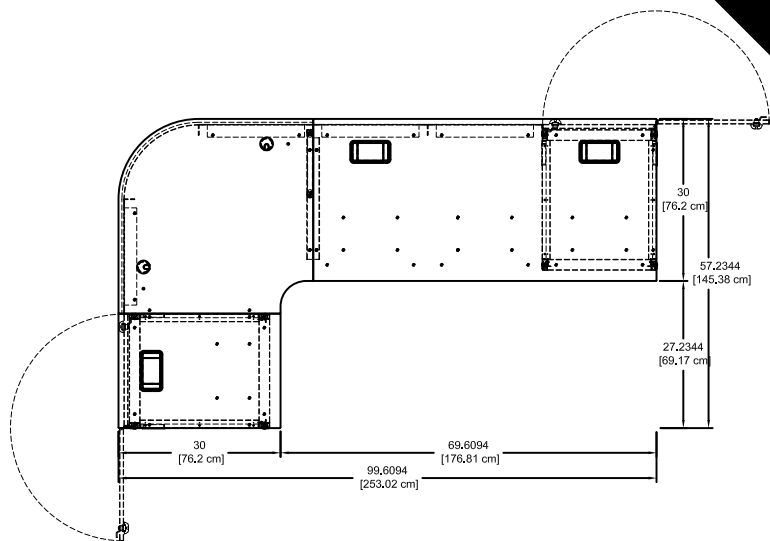
29"H

Console #4 (29"H) - 68026		
Qty	Description	Item
1	29" Radius Corner	68106
1	Triple Worksurface	68202
1	Single Worksurface	68200
2	29" Equipment Rack	68107
2	29" Wall Filler Panel	68101
1	29" Mid-Support Leg	68104

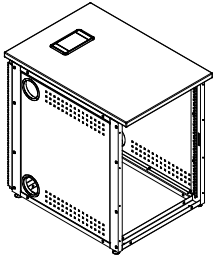


36"H

Console #4 (36"H) - 68027		
Qty	Description	Item
1	36" Radius Corner	68156
1	Triple Worksurface	68202
1	Single Worksurface	68200
2	36" Equipment Rack	68157
2	36" Wall Filler Panel	68151
1	36" Mid-Support Leg	68154

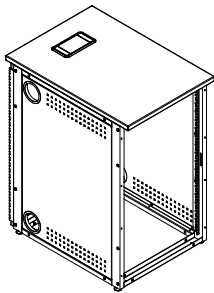
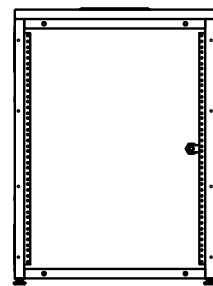
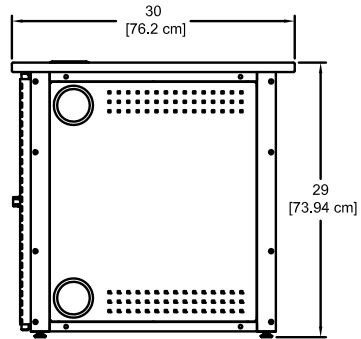
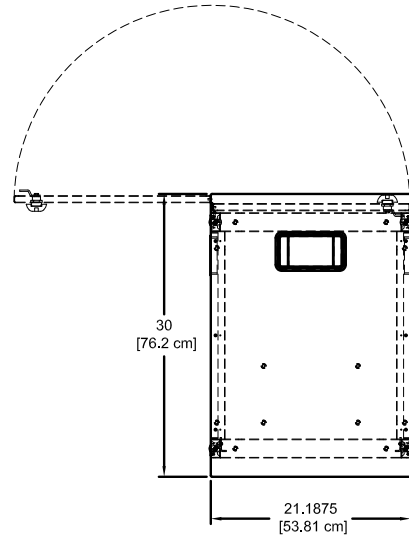






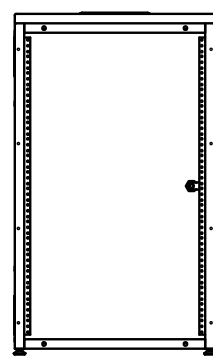
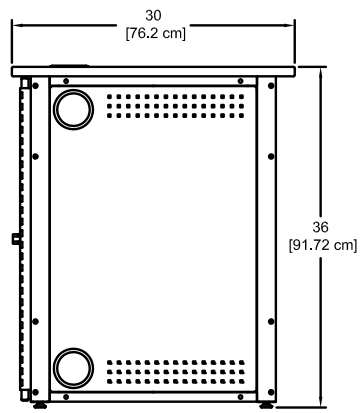
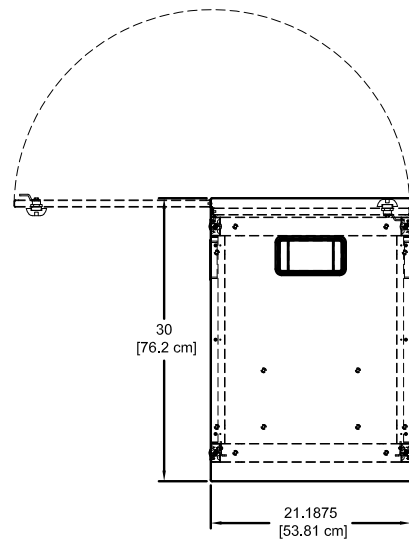
29"H

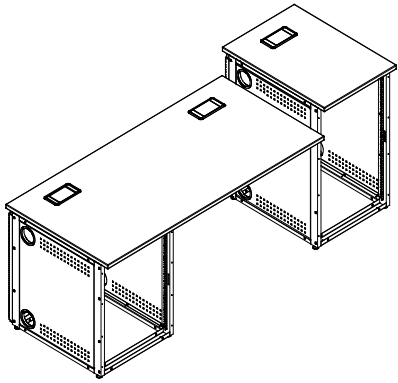
Console #5 (29"H) - 68028		
Qty	Description	Item
1	Single Worksurface	68200
1	29" Equipment Rack	68107



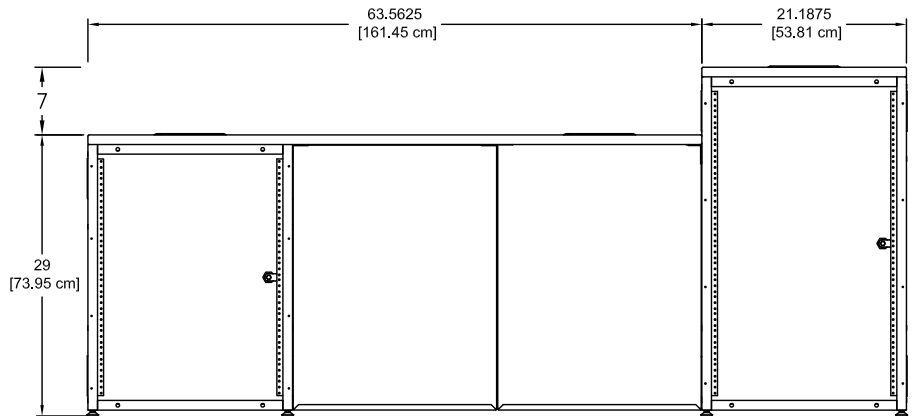
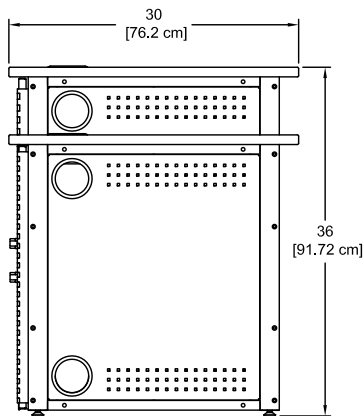
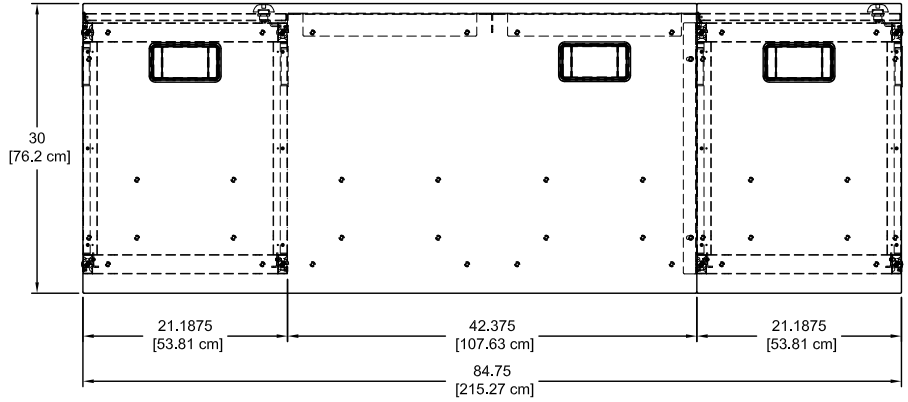
36"H

Console #5 (36"H) - 68029		
Qty	Description	Item
1	Single Worksurface	68200
1	36" Equipment Rack	68157

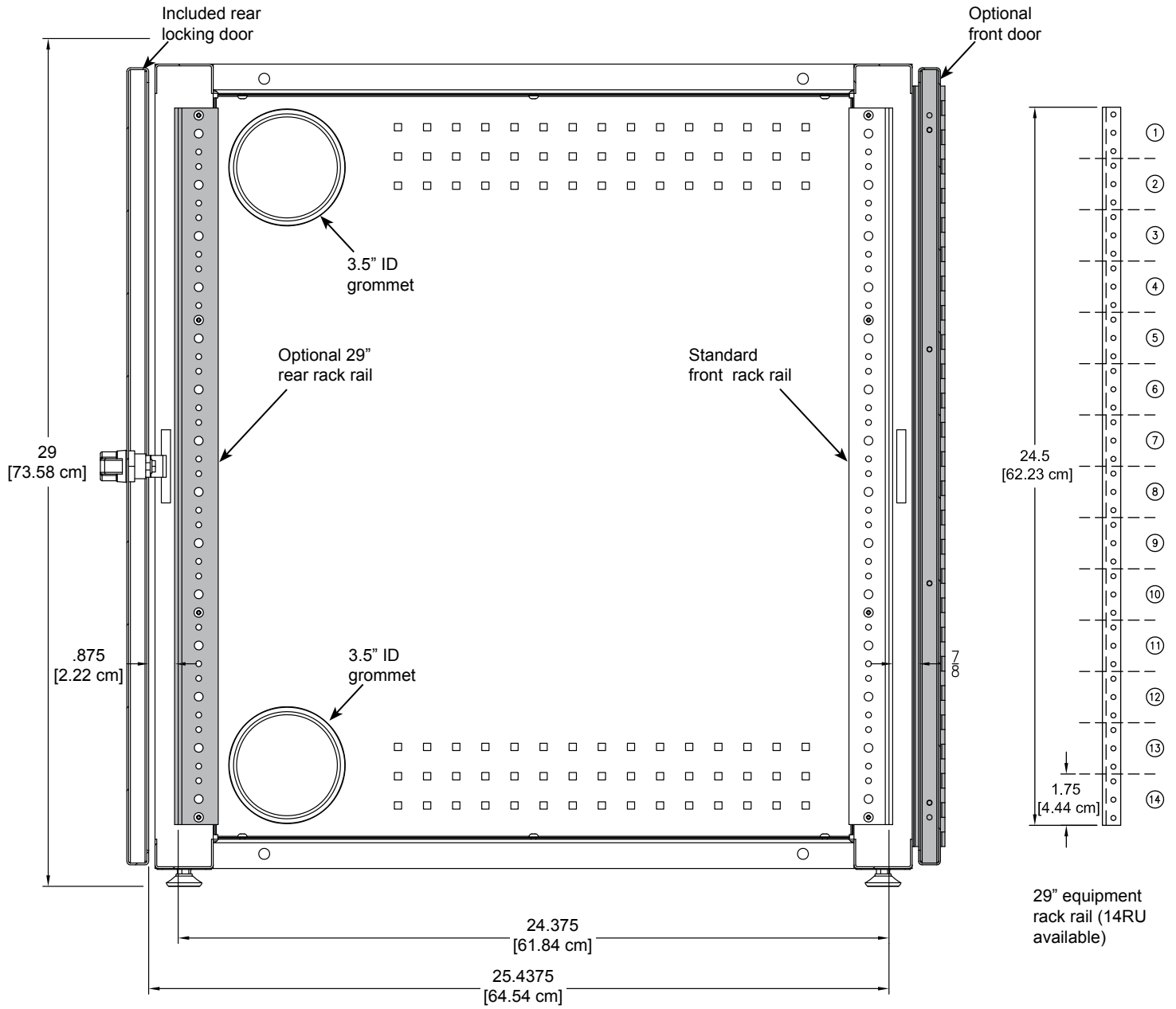




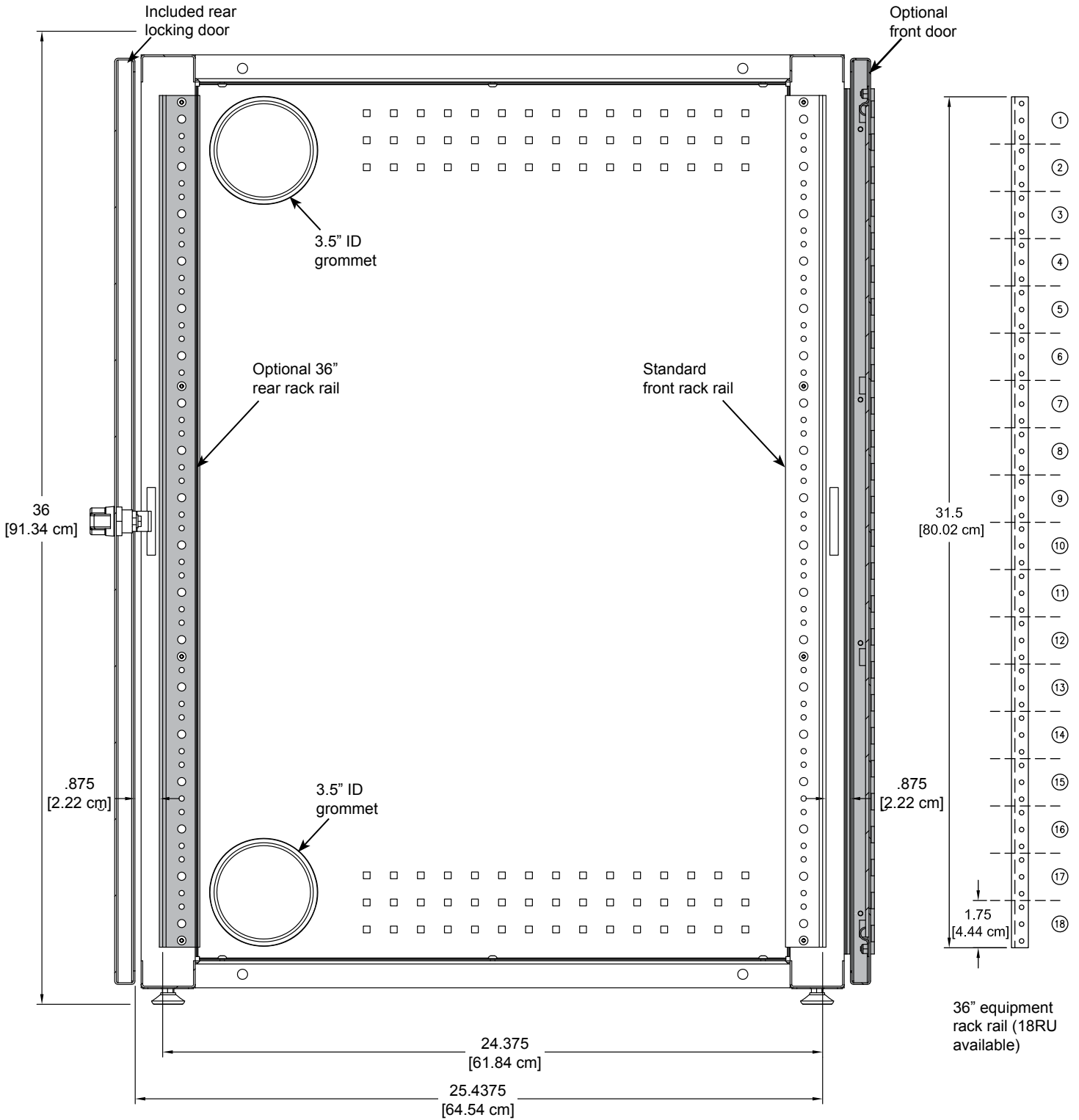
Console #6 - 68030		
Qty	Description	Item
1	Triple Worksurface	68202
1	Single Worksurface	68200
1	29" Equipment Rack	68107
2	29" Wall Filler Panel	68101
1	36" Equipment Rack	68157
1	Stepped-Height Bracket	68205



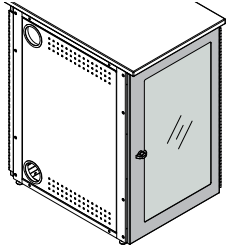
29" Equipment rack  
section view



36" Equipment rack  
section view

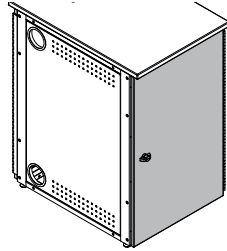


# Accessories



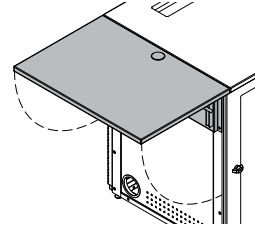
**Clear Acrylic Locking Door**  
**36" H - 68153**  
**29" H - 68103**

- For instructor-side installation
- Can be installed to be hinged from the left or right side



**Solid Locking Door**  
**36" H - 68152**  
**29" H - 68102**

- For instructor-side installation
- Can be installed to be hinged from the left or right side

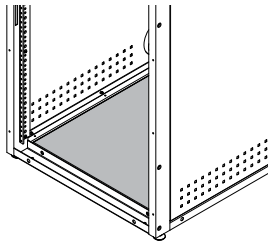


Not for use on end-support legs or stand-alone equipment racks

**Flip-up Shelf - 68204**

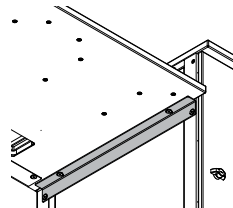
- Shelf hinges lock into place in the upright position
- Shelf mounts level with worksurface
- Includes 2" grommet
- Mounting plate available in black or dark gray

Weight capacity:	50 lb [22.7 kg]
Dimensions:	21.1875"W [53.8 cm] x 30"D [76.2 cm] x 1"H [2.54 cm]
Unit weight:	N/A



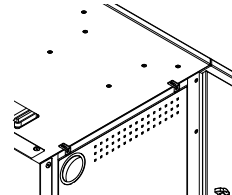
**Equipment Rack Bottom Shelf - 68203**

- Increases security
- Prevents static electricity and dust build-up
- Includes 4" grommet at back



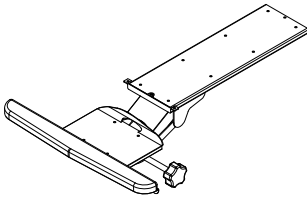
**Stepped-Height Bracket - 68205**

- Connects 29"H console to 36"H console



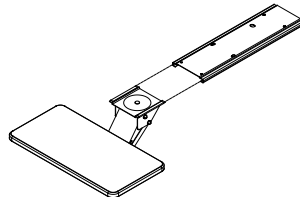
**Level-Height Bracket Kit - 68207**

- Attaches a worksurface to another worksurface of equal height over an equipment rack



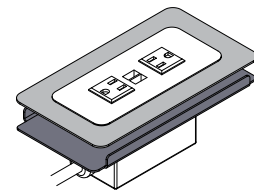
**Econo Keyboard Tray - 95520**

- 18.375"W [46.7 cm] x 12"D [30.5 cm]



**Micro-Arm Keyboard Tray - 95506**

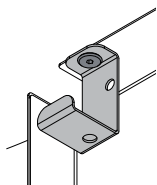
- Slides in, out, up and down
- 19.75"W x 10"D



**Cove™ Power Module Kit with mounting plate - 99043**

- Two power receptacles
- Two USB charge ports (not data-compatible)
- Thumbscrew clamps
- ETL listed
- Available in Black or Silver
- Customer-installed

Power cord:	9' [274 cm] with 90° flat plug with 45° rotation
Power receptacles:	12A, 120 VAC spill-resistant
USB charging ports:	2.1A (10.5W)
Dimensions:	7.5"W [19.1 cm] x 3.25"D [8.26 cm] x 4.25"H [10.8 cm]
Unit weight:	2.29 lb [1 kg]



**Wire Management Clips - 68206**

- Mounts under worksurface
- Set of 3



**Rear Rack Rail Kit**  
**36" H - 68150**  
**29" H - 68100**

- Adds 18RU or 14RU to rear of equipment rack
- Set of 2

See [spectrumfurniture.com](http://spectrumfurniture.com) for the latest available flat panel monitor arms, and rack-mount accessories.

# Warranty

## WE WILL MAKE IT RIGHT FOR YOU!

Spectrum is committed to provide complete customer satisfaction. Each of our products is manufactured from the best materials available and each product is stringently monitored throughout the production process through our P.A.C.E. program (Product Assurance to meet Customer Expectations).

We expressly warrant that Spectrum products will be of good quality and workmanship and free from defect for the period set out in the warranty table below from the date of delivery. This warranty shall not apply to defects or damage resulting from misuse, abuse, neglect, improper care, modification or repair not authorized by Spectrum, or any other cause outside the control of Spectrum. Spectrum will, at its sole option, either repair or replace the defective product.

This warranty is exclusive; no other warranty, written or oral, is expressed or implied. This warranty is given by Spectrum to Buyer and to no other person or legal entity. No Spectrum dealer, distributor, agent or employee is authorized to make any modification or addition to this warranty.

**NOTWITHSTANDING ANYTHING TO THE CONTRARY, SPECTRUM WILL NOT UNDER ANY CIRCUMSTANCES BE LIABLE FOR INDIRECT OR LIQUIDATED DAMAGES, INCLUDING CONSEQUENTIAL, INCIDENTAL AND SPECIAL DAMAGES. IN NO EVENT SHALL SPECTRUM'S LIABILITY, WHETHER UNDER CONTRACT OR WARRANTY, IN TORT OR OTHERWISE, EXCEED THE PURCHASE PRICE RECEIVED BY SPECTRUM FOR THE PRODUCT AT ISSUE AND "RECALL ACTION" EXPENSES. SPECTRUM SHALL NOT BE SUBJECT TO ANY OTHER OBLIGATIONS OR LIABILITIES, WHETHER ARISING OUT OF BREACH OF CONTRACT, WARRANTY, TORT (INCLUDING NEGLIGENCE AND STRICT LIABILITY) OR OTHER THEORIES OF LAW, WITH RESPECT TO PRODUCTS SOLD OR SERVICES RENDERED BY SPECTRUM, OR ANY UNDERTAKINGS, ACTS OR OMISSIONS RELATING THERETO.**

Our Customer Service Department is ready to provide immediate attention to any questions, comments or concerns. They are available to answer your calls Monday through Friday from 7 am to 5 pm CST. In addition your product comments or concerns are welcome via e-mail at: [spectrum@spectrumfurniture.com](mailto:spectrum@spectrumfurniture.com).

Warranty Table

effective 1/1/2015

Item	Warranty Period
Adjustable Crank / Electric Desk Legs	• 1 Year
Flat Panel Desk Gas Cylinders	
Chairs <ul style="list-style-type: none"> <li>• Adjustable Height Chair Parts – including frames, gas cylinders, wood and plastic parts, control handles, casters</li> <li>• Adjustable Height Chair Upholstery</li> <li>• In-Stock Upholstery</li> <li>• Graded-In Fabrics and Customer Owned Material</li> </ul>	<ul style="list-style-type: none"> <li>• 7 Years</li> <li>• 2 Years</li> <li>• 2 Years</li> <li>• No Warranty</li> </ul>
Height Adjustable Columns and Lifts	• 1 Year
General Use Casters	
Electrical (including timers and LINAK actuators)	• 2 Years
Keyboard / Mouse Trays	• 1 Year
Flat Panel Monitor Arms <ul style="list-style-type: none"> <li>• Flat Panel Monitor Arm – General Parts</li> <li>• Flat Panel Monitor Arm – Gas Cylinders</li> </ul>	<ul style="list-style-type: none"> <li>• 5 Years</li> <li>• 2 Years</li> </ul>
Desks and Lecterns <ul style="list-style-type: none"> <li>• Computer Desk Chassis</li> <li>• Cart Chassis</li> <li>• Lectern Chassis</li> </ul>	• 10 Years

