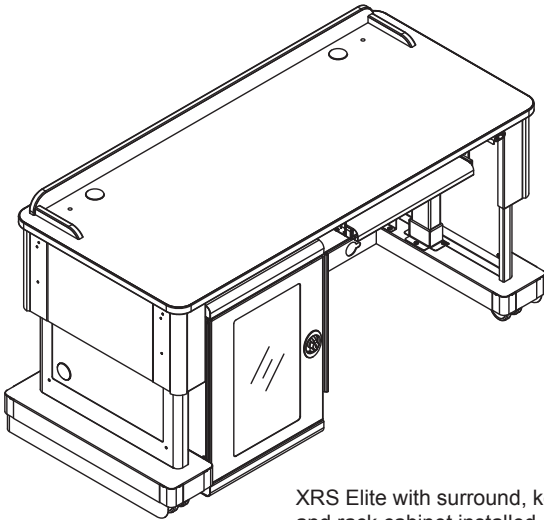
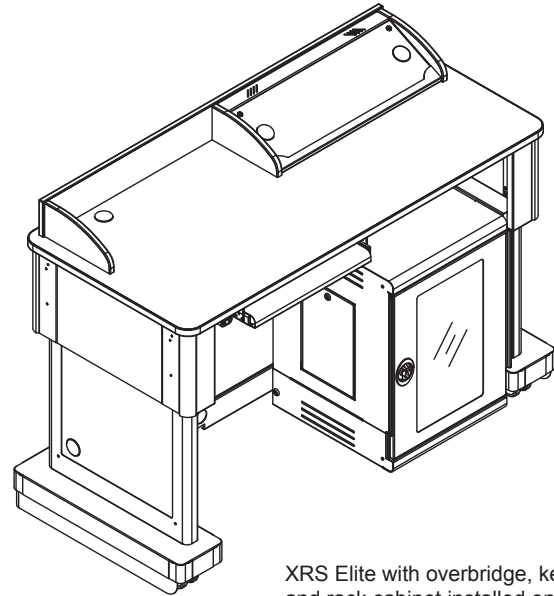


Technical Specifications



XRS Elite with surround, keyboard tray, and rack cabinet installed on left (shown retracted)



XRS Elite with overbridge, keyboard tray, and rack cabinet installed on right (shown extended)

Use the Freedom XRS Elite Lectern where worksurface height adjustment, ADA compliance, and rack rail equipment storage is required. Electric actuators provide worksurface height adjustment from 32.5"-40". The lectern is available with a surround, or an overbridge. Rack cabinet can be integrated with electronics off-site then docked under the left or the right side of the lectern when ready. Additional options like flip-up shelf, customized logo panel, worksurface power module, and keyboard tray are available.

Features and Benefits

Lectern:

- Electric adjustable-height worksurface adjusts between varying seated or standing-use heights (32.5"-40"H)
- ADA-compliant
- Scratch and impact-resistant high-pressure laminate top provides a durable, useful worksurface
- Surround on worksurface provides privacy and styling
- Overbridge version with blank panel allows custom cutouts and installation of electronics (overbridge version only)
- Worksurface grommet holes and cable grommets throughout lectern provide cable access
- Pre-drilled monitor arm mounting holes allow installation of a monitor arm (2 on surround version, 1 on OB version)
- Wiring channel provides easy cable routing
- 3" swivel locking Twin-Wheel (TW) casters
- 2" grommet in each side panel provides cord access
- All internal wiring can be accessed from the instructor-side
- Cable grommets throughout and wiring channel provide cable access and wiring
- Kick panel and wiring channel protect cables during worksurface movement
- Replaceable base skirt panels hide casters (customer-installed)
- Optional customizable logo panel simplifies adding or changing logos
- Optional pull-out worksurface / keyboard tray can be used as a keyboard tray or storage drawer
- Optional flip-up shelf provides a convenient additional worksurface

Rack Cabinet:

- Rack-rail mounting (14RU front, 10RU rear) simplifies installation for any equipment configuration
- The cabinet allows rack-mount equipment to be installed remotely, then brought to the lectern-attaching under the left or right side of the lectern
- Roller glides under the cabinet provide easy repositioning for quick and easy access (not intended for long-range transport)
- Double-bolt, keyed locking rack door provides security and easy-access
- Ventilated side panels keep equipment cool
- Quick-release instructor side acrylic door provides monitoring of internal equipment, and can be removed to provide full access to rack equipment
- Side hatches provide access to rack equipment
- Symmetrical acrylic door can be attached to the left or right side of the cabinet
- 6-gang rear rack mounted cutout provides location for standard electronics (occupies 3RU)

Misc:

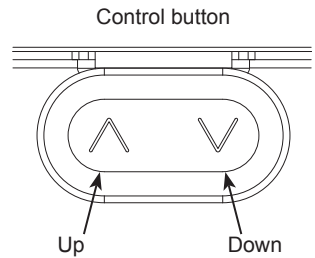
- Durable powder coated steel chassis provides a long-lasting finish
- SCS Indoor Advantage Certified; meets or exceeds applicable ANSI-BIFMA test standards
- Warranted to be free of all defects in materials and workmanship for 10 years
- Assembled in Chippewa Falls, WI, USA

Color Options

See spectrumfurniture.com for complete color options and combinations.

Construction

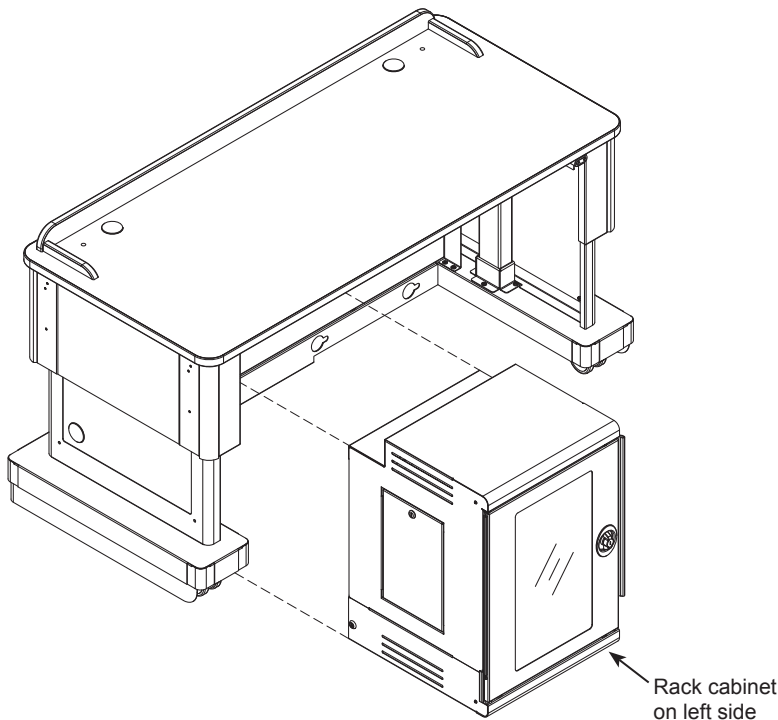
- The worksurface is constructed from 1" thick NAUF (No Added Urea Formaldehyde) composite board with .030" high-pressure laminate on one face, and a balancing phenolic backer on the opposing face
- Metal components consist of 16-gauge steel
- Worksurface edges are covered with 3mm vinyl
- All metal components are finished with a scratch-resistant powder coat epoxy
- Solid wood corner trim
- Each Freedom XRS Elite Lectern ships assembled with casters on its own skid. Customer-installed base skirt and rack cabinet.



Specifications

Lectern worksurface height adjustability (floor to top of worksurface)	40"H [101.6 cm] (fully-raised) 32.5"H [82.6 cm] (fully-lowered)	
3" Twin Wheel casters	Weight capacity 165 lb [74.9 kg] each	
ADA-compliance*	Knee clearance: 30"W [76.17 cm] x 22"D [55.8 cm] x 29"H [73.7 cm] (1 person per lectern)	Note: Worksurface with keyboards must be raised to 33" [83.8 cm] to provide ADA clearance <i>*Minimum ADA guidelines for knee clearances are 30"W [76.2 cm] x 19"D [48.3 cm] x 27"H [68.6 cm]</i>
Electrical	<ul style="list-style-type: none"> • Range of motion: 7.5" [19.1 cm] • ~10 seconds from fully-lowered to fully-raised • Inverter: 120V @ 60Hz, max output 300 watts • Motors: 18V / 10 amps • Typical electrical load during operation: 4.3 amps @ 120 VAC • Anti-collision protection for safety 	<ul style="list-style-type: none"> • 11' [335 cm] nominal 3-wire power cord • Max load: 1200N (270 lb) [122.6 kg] per actuator total lift capacity: 540 lb [245 kg] • Actuators feature non-hydraulic, permanently lubricated screw jacks • Actuators rated for 20,000 cycles • Approved according to EN 60335-1 and UL 962
Rack Cabinet (option)	<ul style="list-style-type: none"> • Front rack rail: 14RU • Rear rack rail: 10RU • Available rack depth (nominal): 18.13"D [46.1 cm] • Locking door can be flipped to be hinged left or right 	<ul style="list-style-type: none"> • Locking side hatches • Open back provides access • One rack cabinet can be attached to the left or right side of the lectern
Unit weights (nominal)	280 lb [127.1 kg]	
Shipping weights (nominal)	335 lb [152 kg]	

Specifications subject to change without notice



Note: The Freedom XRS Elite Lectern is not designed for use with cord reels or surface-mount cord reel accessories.

Note: CPU slings cannot be used with Freedom XRS Elite lecterns because of mounting and ADA-compliance considerations. If a CPU is necessary, it can and should be installed into the rack cabinet using a rack-mount shelf. See website for rack-mount accessories.

⚠ Use caution when raising or lowering lectern!

Configured Options

Configured Options from Factory:		
	<i>Factory-Installed</i>	<i>Customer-Installed</i>
Laminate / Edgeband Color	✓	
Metal Color	✓	
Lectern Style	✓	
Instructor Orientation	✓	
Rack Cabinet		✓
Flip-up Shelf	✓	
Keyboard Tray	✓	
Customized Logo Panel	✓	
Cove Power Module	✓	
Cove Power Module Color	✓	
Custom Cutout	✓	

Accessories:	
<i>Available separately <u>after</u> initial configured purchase (See p.16)</i>	
	<i>Customer-Installed</i>
Customized Logo Panel - 55389	✓
Rack Cabinet - 55297	✓
Keyboard Tray - 55334	✓
Flip-up Shelf - 55333	✓
Cove Power Module - 99044 <i>(requires cutout)</i>	✓
Overbridge Insert Panel Blank - 96507 Overbridge Insert Panel Blank with cutouts - 96507mod <i>(for future technology upgrades-compatible with overbridge versions only)</i>	✓

Product number breakdown

55289 - FM B B S1 R 1 2 1 0 1 B 0

**Parent
Number**

Custom Cutout:

- 0 = None
- 2 = Yes-in worksurface (*Contact Spectrum with details*)
- 3 = Yes-in overbridge panel (*Contact Spectrum with details*)
- 4 = Yes-in worksurface AND overbridge (*Contact Spectrum with details*)

Cove Power Module Color:

- 0 = No Cove Power Modules
- B = Black
- S = Silver

Number of Cove Power Modules:

- 0 = None
- 1 = One Cove Power Module (*Factory-installed*)

Customized Logo Panel:

- 0 = None
- 1 = with Custom Logo Panel (*Factory-installed, Metal color matches lectern*)

Keyboard Tray:

- 0 = None
- 1 = with Keyboard Tray (*Factory-installed, Metal color matches lectern*)

Flip-Up Shelf: (Factory-installed)

- 0 = None
- 2 = with Flip-up Shelf on Right (*Laminate color matches lectern*)
- 3 = with Flip-up Shelf on Left (*Laminate color matches lectern*)
- 4 = with two Flip-up Shelves Right & Left (*Laminate color matches lectern*)

Rack Cabinet:

- 0 = None
- 3 = with Rack Cabinet (*Customer-installed opposite keyboard tray, Metal color matches lectern*)

Instructor Orientation:

- R = Right
- L = Left

Lectern Style:

- S1 = with Surround
- B2 = with Overbridge Right
- B3 = with Overbridge Left

Metal Color:

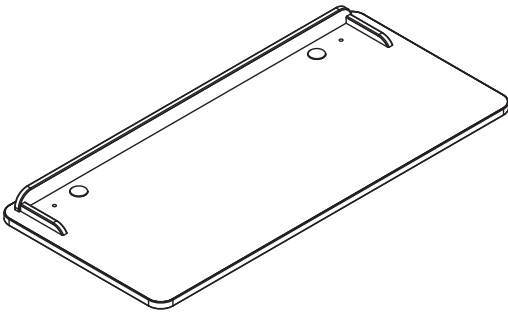
- B = Black
- CM = Champaign Metallic
- D = Dark Gray
- S = Silver Sparkle

	Laminate Color:†	Edgeband Color:
Standard Laminates	FM = Fusion Maple	FM = Fusion Maple
	IO = Indigo Organix	BK = Black (non-matching)
	CH = Wild Cherry	CH = Wild Cherry
Premium Laminates* (28-day lead time)	BK = Black	BK = Black
	BL = Bronze Legacy	BL = Bronze Legacy
	CK = Castle Oak	CK = Castle Oak
	CW = Colombian Walnut	CW = Colombian Walnut
	DZ = Desert Zephyr	DZ = Desert Zephyr
	EM = Empire Mahogany	EM = Empire Mahogany
	MO = Morro Zephyr	MO = Morro Zephyr
	MZ = Misted Zephyr	SN = Silver Northsea (non-matching)
	NP = Nepal Teak	NP = Nepal Teak
	NT = Natural Tigris	NT = Natural Tigris
	PM = Pewter Mesh	PM = Pewter Mesh
	SM = Steel Mesh	SM = Steel Mesh
	TZ = Twilight Zephyr	TZ = Twilight Zephyr
	WF = White Fiesta	BK = Black (non-matching)

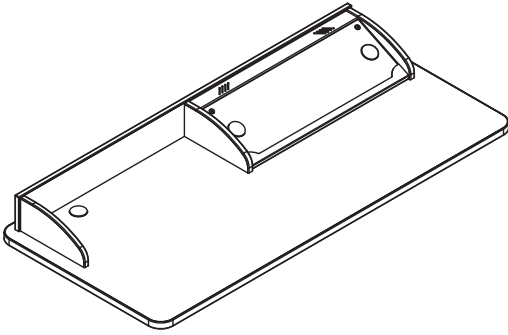
* Premium laminate colors require an additional 14 days of lead time.

† Laminate colors come with matching Edgeband color, with these exceptions: Indigo Organix Laminate comes with Black Edgeband, Misted Zephyr Laminate comes with Silver Northsea Edgeband, and White Fiesta Laminate comes with Black Edgeband.

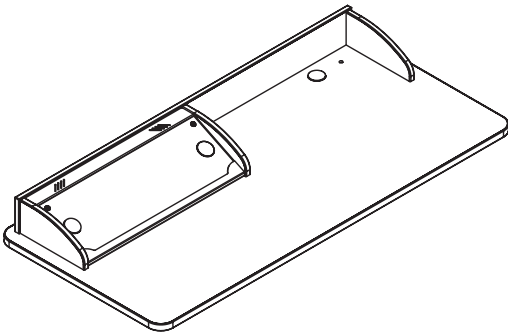
Lectern Style Options



ORDER CODE S1 = Surround



ORDER CODE B2 = Overbridge Right



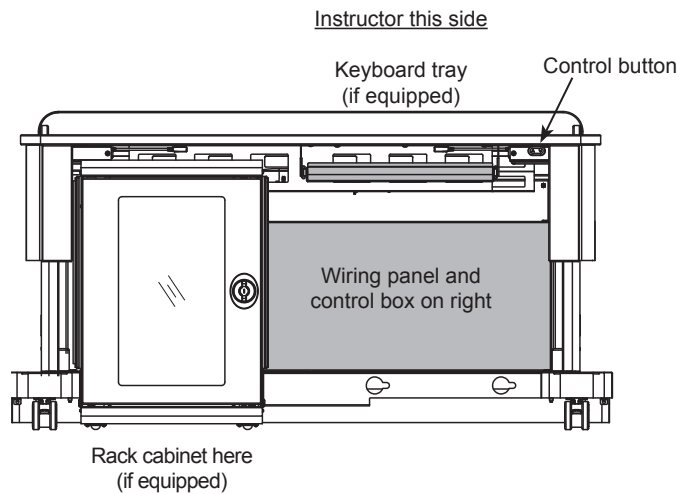
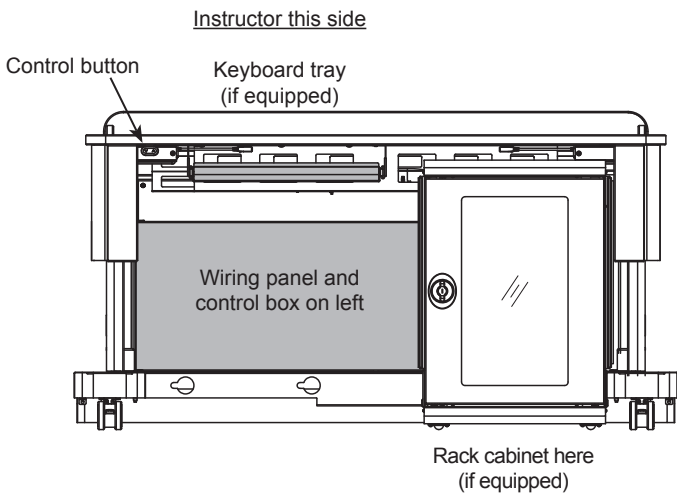
ORDER CODE B3 = Overbridge Left

Instruction Orientation Options

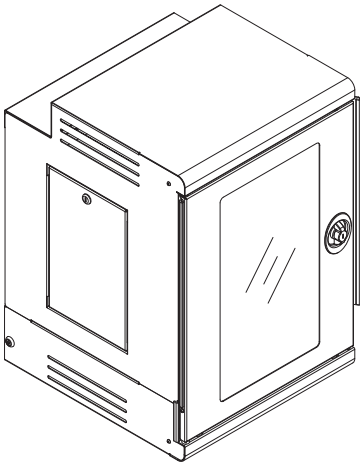
ORDER CODE L =
Left instruction
(user this side)

Note: The keyboard tray, wiring panel, control box, and control button always stay together on the same side as shown.

ORDER CODE R =
Right instruction
(user this side)



Rack Cabinet Option



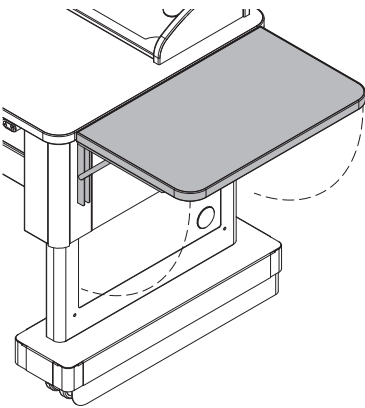
- ORDER CODE 0** = None
- ORDER CODE 3** = Rack Cabinet

Rack Cabinet

- One rack cabinet attaches to the left or right side of the XRS Elite Lectern (opposite keyboard tray and wiring panel)
- Locking door can be flipped to be hinged left or right
- Locking side hatches
- Acrylic panel in door
- Roller glides under the cabinet provide easy repositioning for quick and easy access (not intended for long-range transport).
- Customer-installed

Front rack rail:	14RU
Rear rack rail:	10RU
Dimensions:	20.625"W [52.4 cm] x 22.125"D [56.2 cm] x 29"H [73.7 cm]
Unit weight:	55 lb [25 kg]

Flip-Up Shelf Options



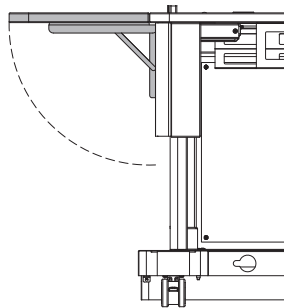
Flip-up Shelf

- Shelf hinges lock into place in the upright position
- Shelf installed level with worksurface
- Factory-installed

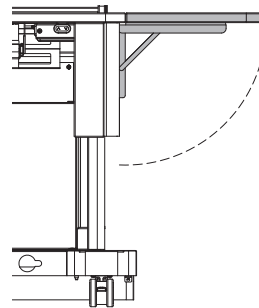
Weight capacity:	50 lb [22.7 kg]
Dimensions:	15.25"W [38.7 cm] x 24.625"D [62.5 cm] x 1"H [2.54 cm]
Unit weight:	15 lb [6.8 kg]

- ORDER CODE 0** = None

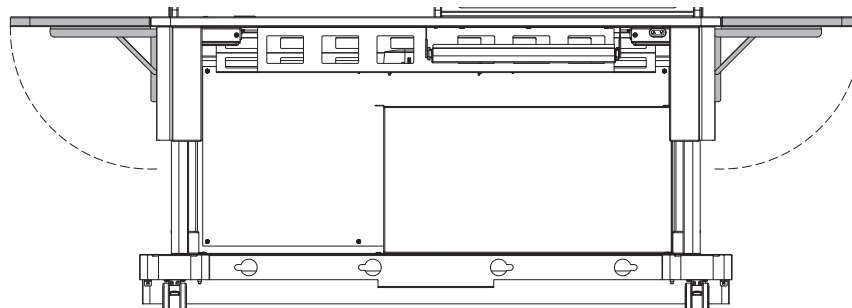
ORDER CODE 3 =
Installed on Left (1 shelf)



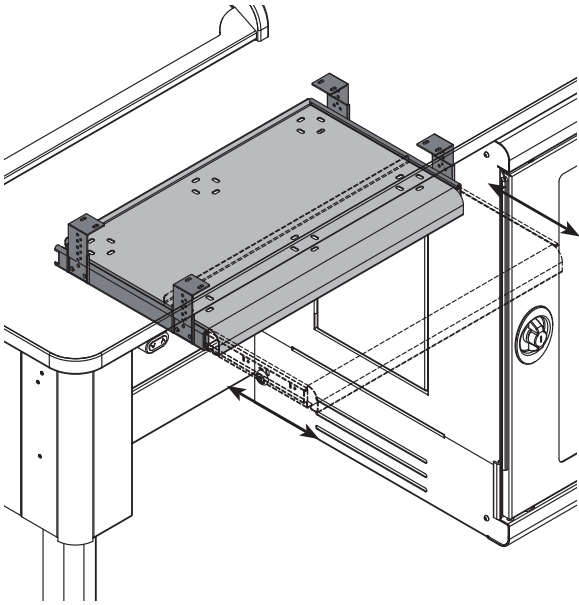
ORDER CODE 2 =
Installed on Right (1 shelf)



ORDER CODE 4 = Installed on both sides (2 shelves)



Keyboard Tray Option



ORDER CODE 0 = None

ORDER CODE 1 = Keyboard Tray

Keyboard Tray

- Installed in left or right position (opposite rack cabinet) using pre-drilled holes
- Wire management slots in tray
- Max 1 tray per Freedom XRS Elite
- Factory-installed

Slides: Pull out 8"

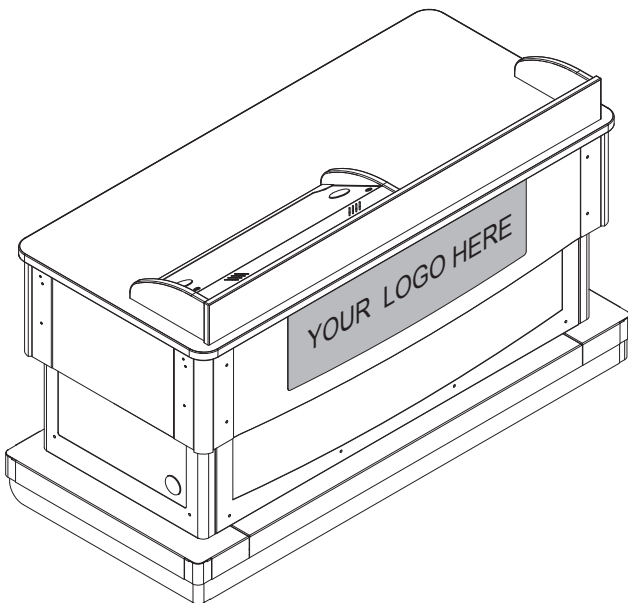
Height-adjustability: 1" [2.54 cm] - 2.375" [6 cm]

Weight capacity: 25 lb [11.4 kg]

Dimensions: 20"W [50.8 cm] x 12.5"D [31.8 cm] x 4"H [10.2 cm]

Unit weight: 10 lb [4.54 kg]

Customized Logo Panel Option



ORDER CODE 0 = None

ORDER CODE 1 = Customized Logo Panel

Customized Logo Panel

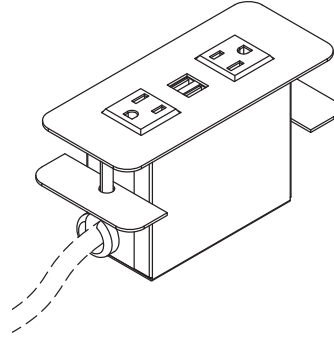
- Attaches to audience-side of lectern (panel removal required to install)
- 32.25"W [81.9 cm] x 11"H [27.9 cm]
- To get panel customized-contact Spectrum for details
- New logos require a first time logo charge
- Factory -installed

ORDER CODE 0 = None

ORDER CODE 1 = One Cove Module

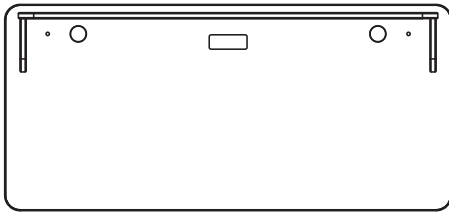
Cove™ Power Module

- Two power receptacles per module
- Two USB charge ports (not data-compatible)
- Thumbscrew clamps
- Requires worksurface cutout
- ETL listed
- Available in Black or Silver
- Factory cutout
- Customer-installed

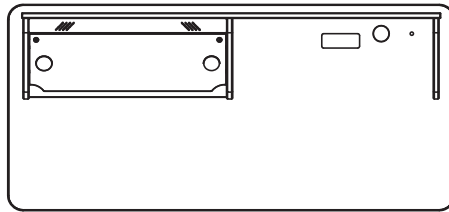


Cutout required:	5.25"W [13.3 cm] x 2"D [5.1 cm] (mounts to surface thicknesses up to 1.5")
Power cord:	9' [274 cm] with 90° flat plug with 45° rotation
Power receptacles:	12A, 120 VAC spill-resistant
USB charging ports:	2.1A (10.5W)
Dimensions:	6"W [15.2 cm] x 2.5"D [6.35 cm] x 3.18"H [8.1 cm]
Unit weight:	2.29 lb [1 kg]

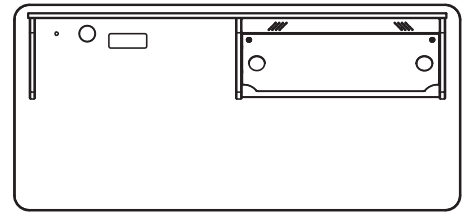
Standard Cove locations



Surround



Left Overbridge



Right Overbridge

Cove™ Power Module Colors

ORDER CODE 0 = None

ORDER CODE B = Black



ORDER CODE S = Silver



ORDER CODE 0 = None
ORDER CODE 2 = Worksurface custom cutout
ORDER CODE 3 = Overbridge panel custom cutout
ORDER CODE 4 = Worksurface and Overbridge panel custom cutout

Custom cutouts by Spectrum

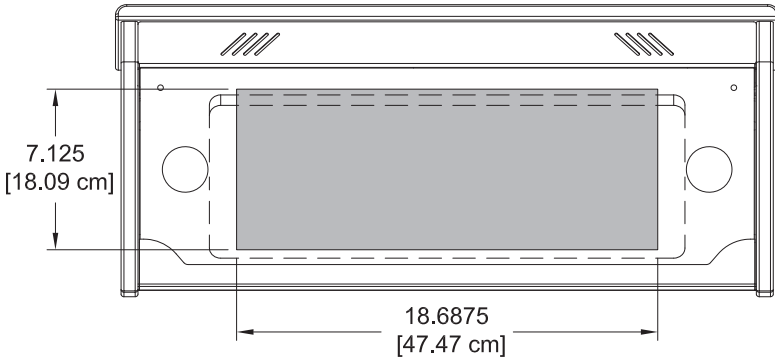
- Contact Spectrum to specify cutout size(s) and location(s)
- See recommended cutout areas (shaded)

Spectrum can provide cutouts exactly matching any commercially available data and electrical power outlet, but are only recommended within the maximum cutout areas shown. Cutouts should be reviewed by Spectrum to ensure clearance of brackets, keyboard slides, or other objects under the worksurface.

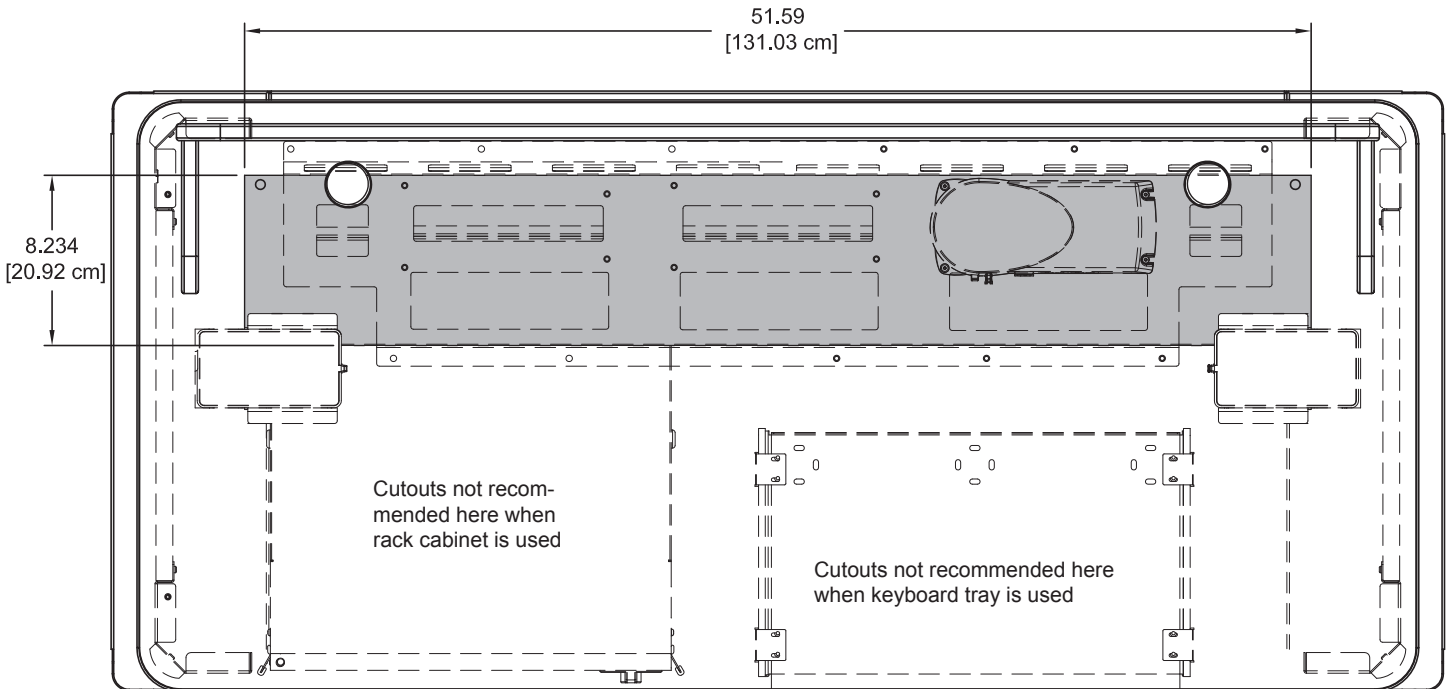
***When ordering a lectern with cutouts, specify complete details of the device(s) (brand, model number, cutout size, quantity, etc.) to the Spectrum sales rep when ordering.**

Cutouts in blank worksurfaces can be made by the customer after the lectern has been purchased, but are only recommended within the cutout areas shown.

Overbridge panel



Worksurface



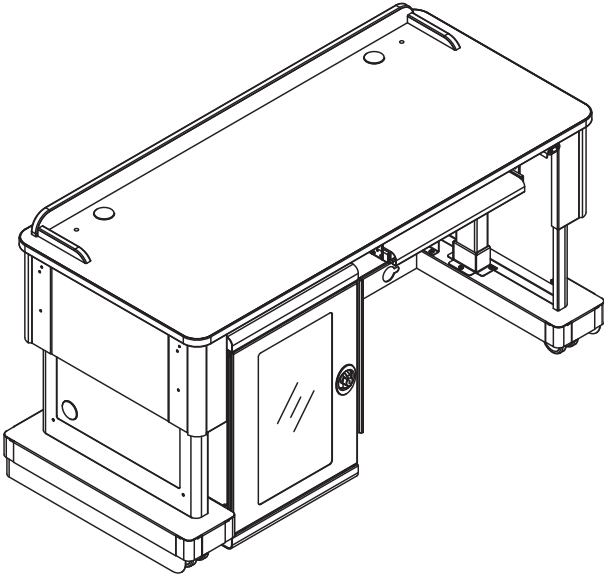
Note: Spectrum Industries, Inc, manufactures furniture that supports a wide variety of power and communication devices from a variety of manufacturers. This table is compatible with many Extron, Crestron, Altinex, AMX, and other devices. Spectrum does not resell these products; please consult your electronic supplier for the equipment that best suits your needs. Size specifications from the manufacturer can be used to verify the fit.



Note: Some controllers and devices require additional space around the cutout for clamping under the worksurface. Please double check your device specifications to ensure adequate space around the cutout.

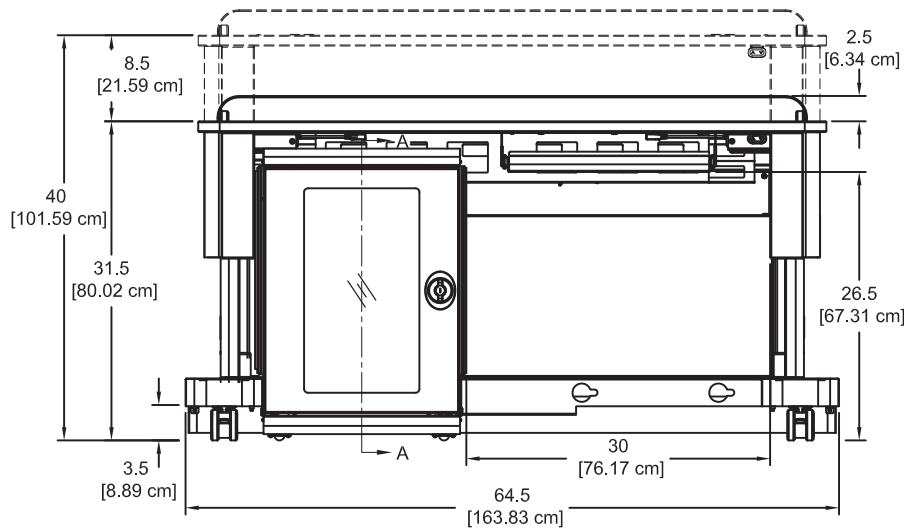
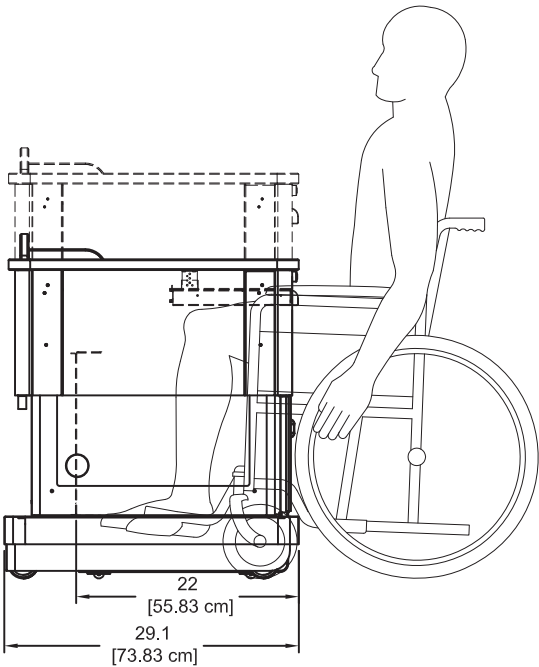
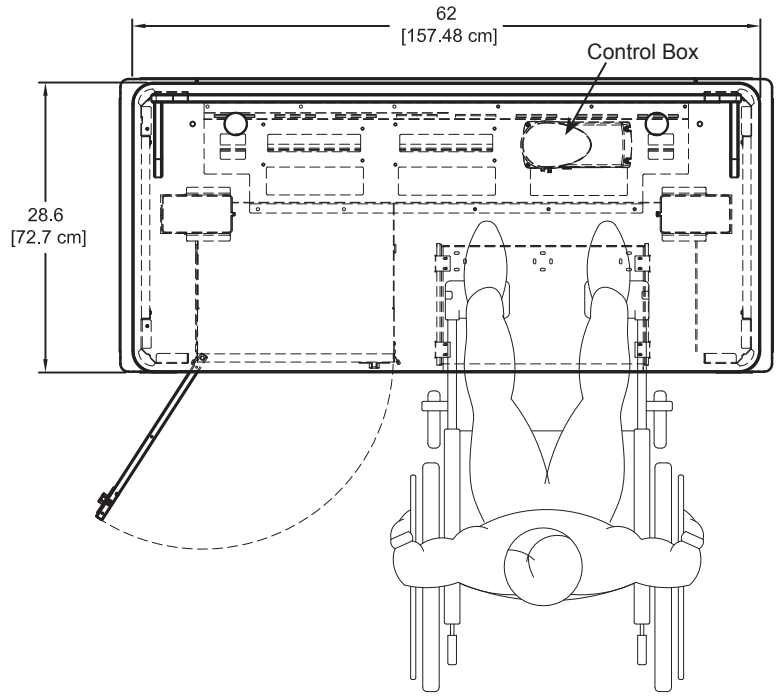
Freedom XRS Elite Lectern with surround

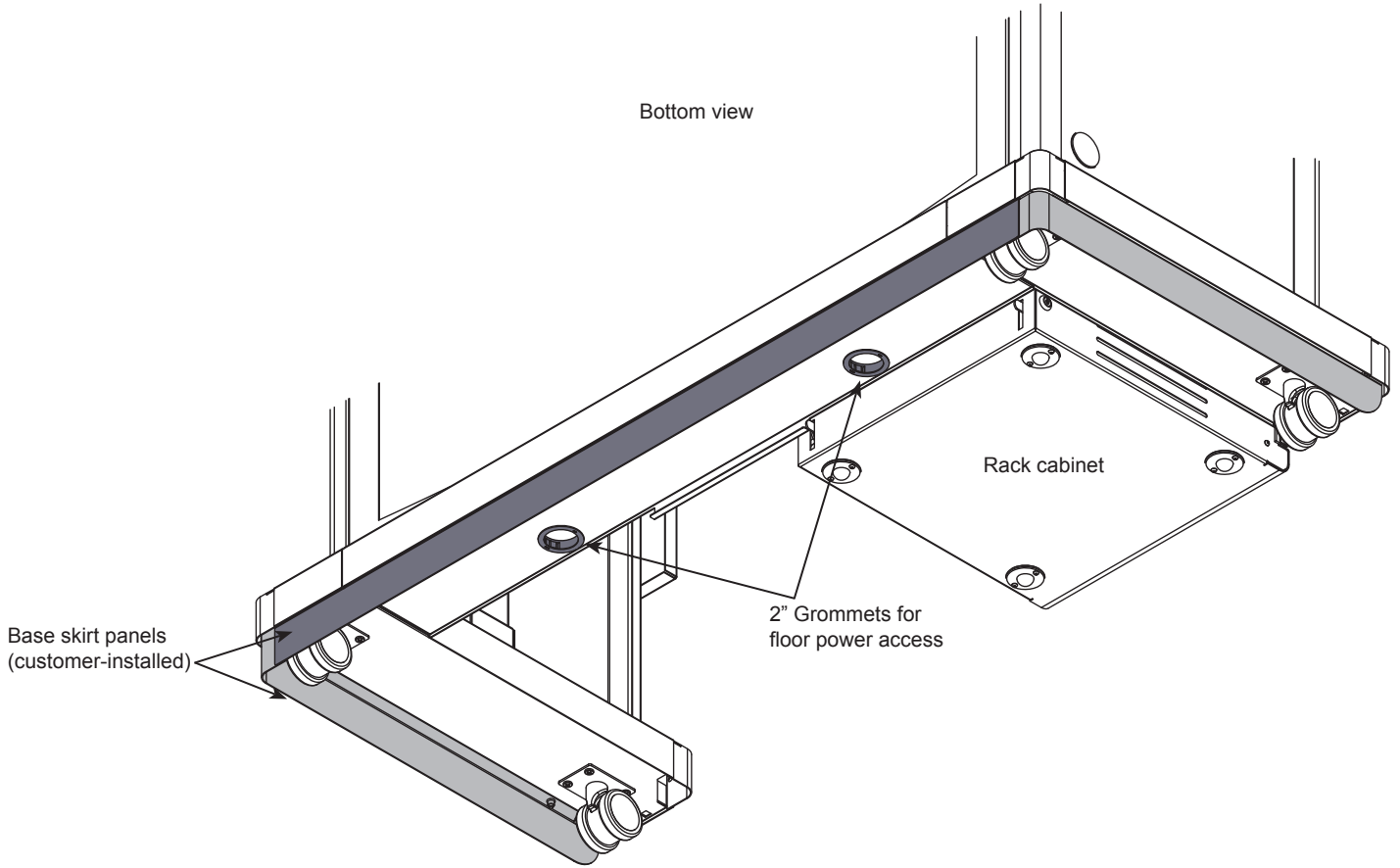
(shown with rack cabinet on left, keyboard tray on right)



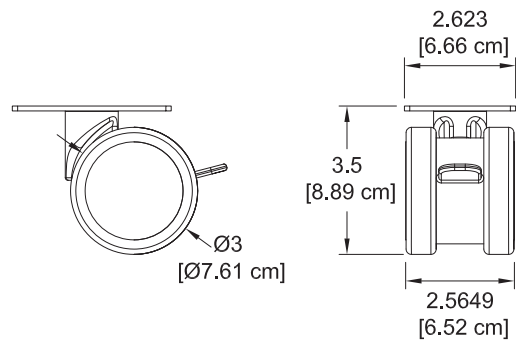
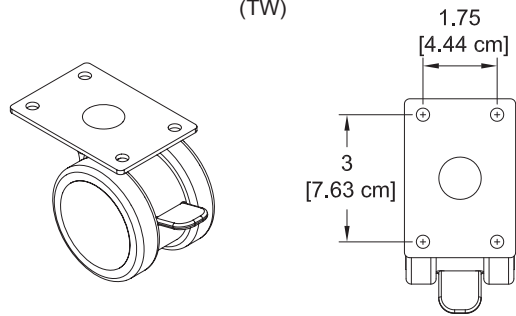
Note: Modified worksurface or overbridge insert panel cutouts should be reviewed by Spectrum to ensure clearance of brackets, keyboard slides, or other objects under the worksurface.

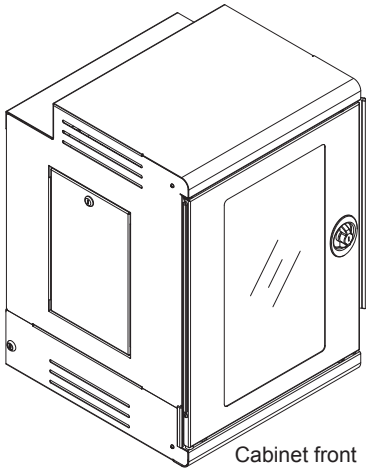
Note: The wiring channel has three sets of control box mounting holes-left, center, and right. If necessary, the control box can be relocated to provide space for installed components.



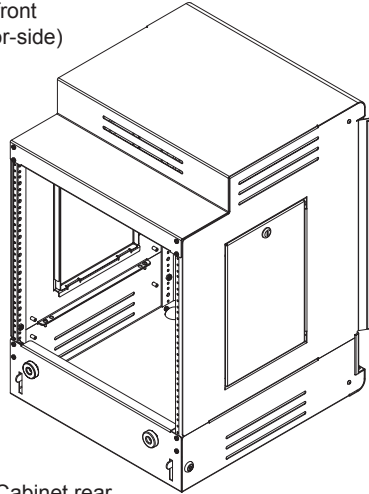


3" Twin-Wheel caster (TW)




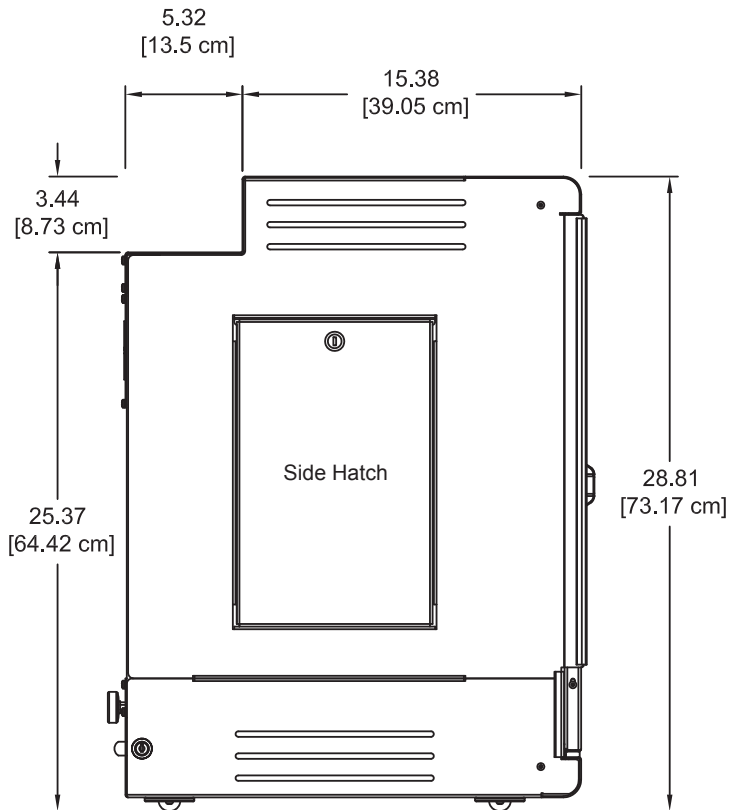
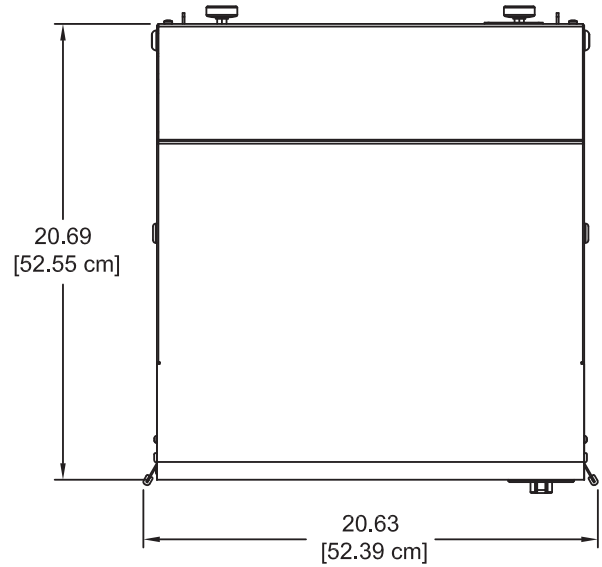


Cabinet front
(instructor-side)



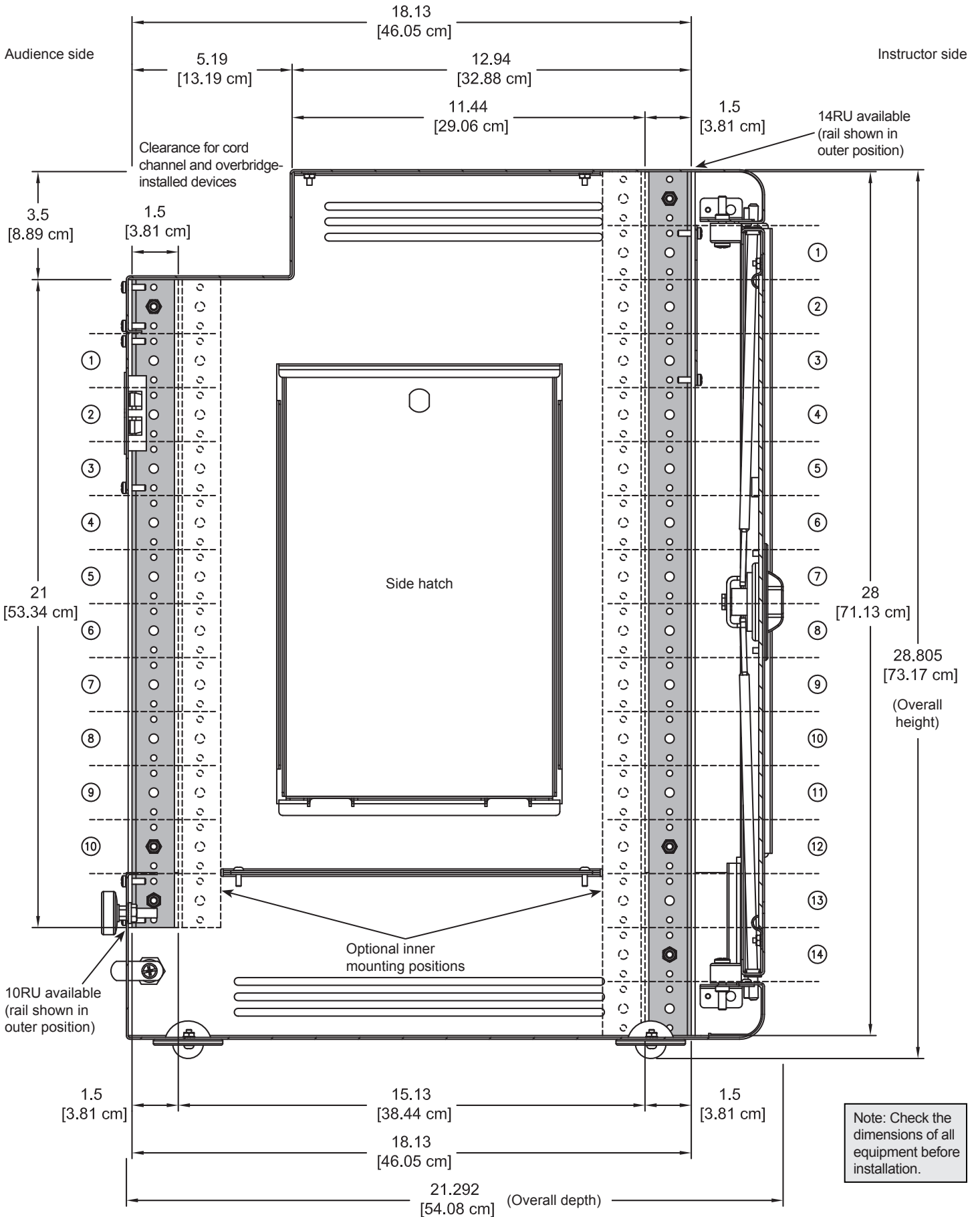
Cabinet rear
(open-back)

Note: Roller glides under the cabinet provide easy repositioning for quick and easy access (not intended for long-range transport).



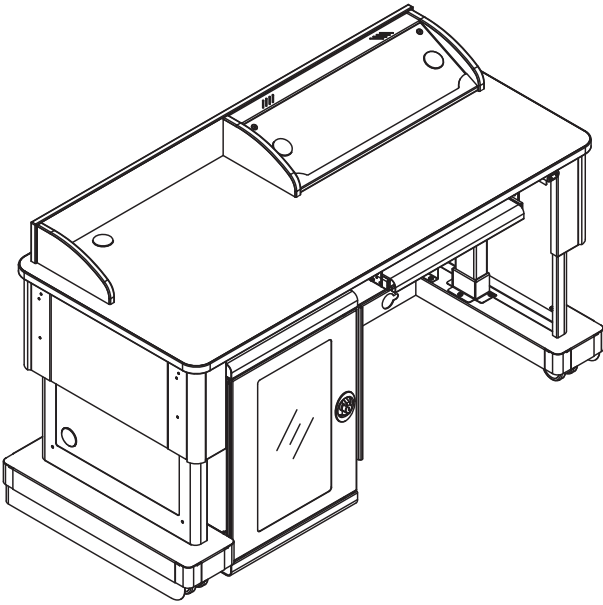
Rack Cabinet

Section view A-A



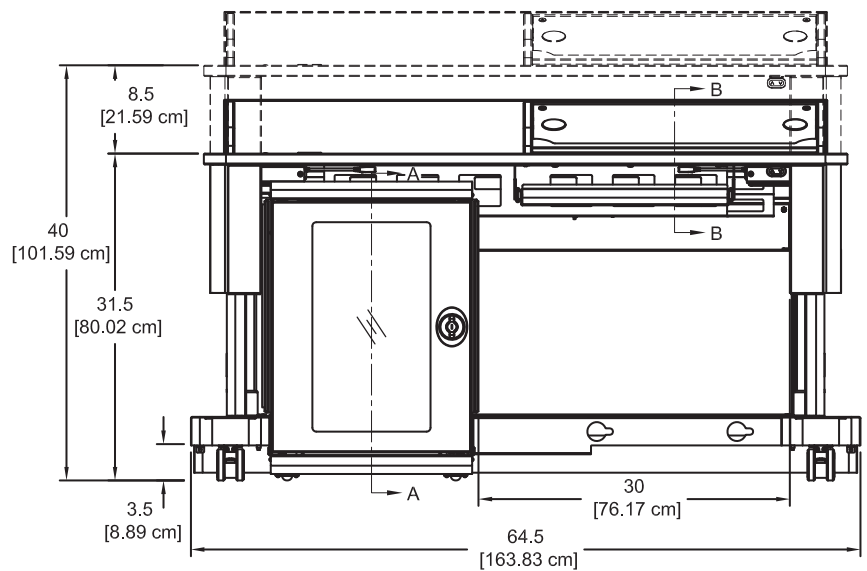
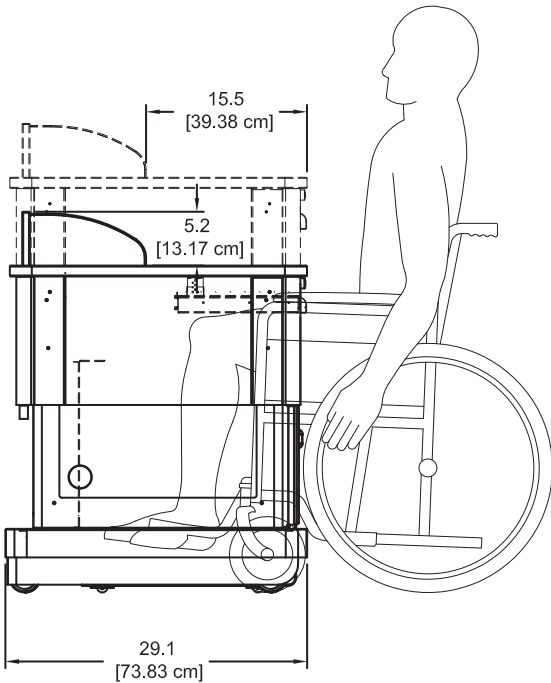
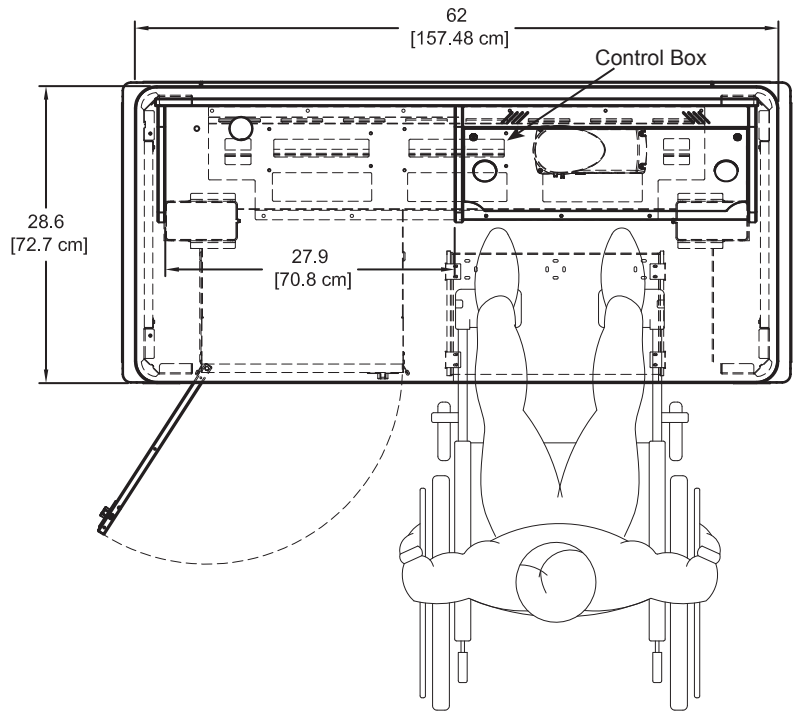
Freedom XRS Elite Lectern with overbridge

(shown with rack cabinet on left, keyboard tray on right)

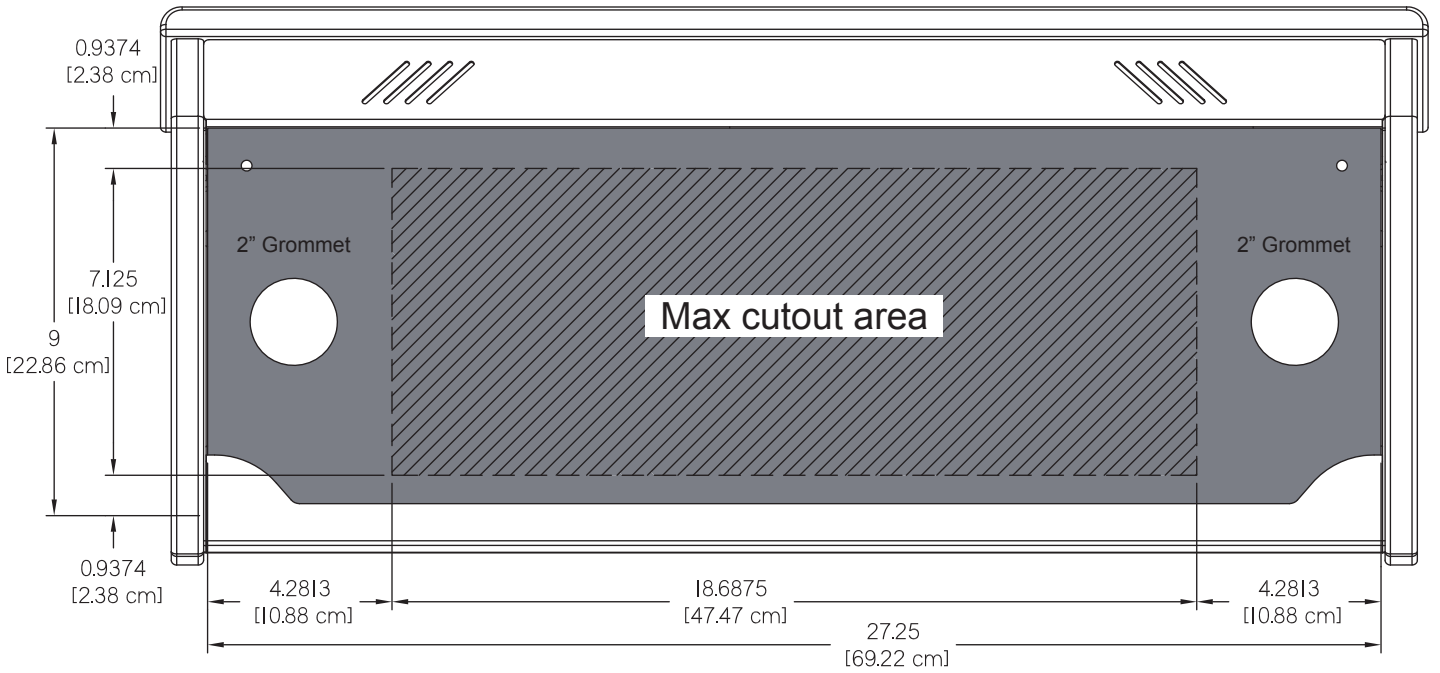


Note: Modified worksurface or overbridge insert panel cutouts should be reviewed by Spectrum to ensure clearance of brackets, keyboard slides, or other objects under the worksurface.

Note: The wiring channel has three sets of control box mounting holes-left, center, and right. If necessary, the control box can be relocated to provide space for installed components.

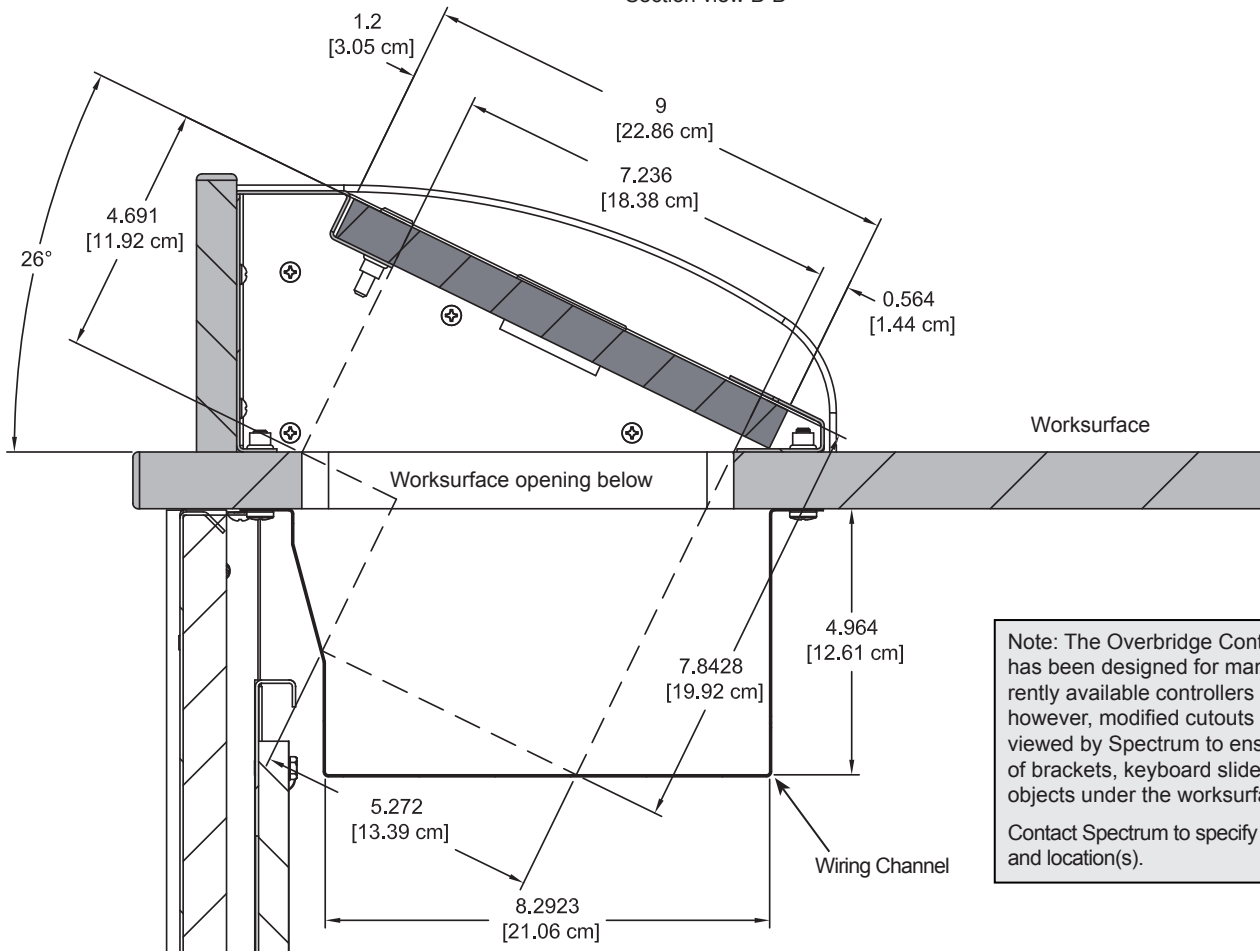


Freedom XRS Elite Lectern overbridge insert panel blank
(flat view)



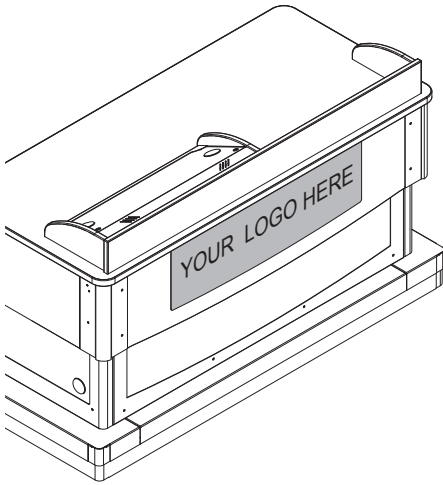
Overbridge

Section view B-B



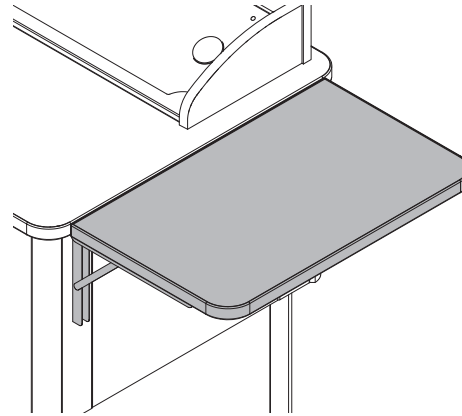
Note: The Overbridge Control Console™ has been designed for many of the currently available controllers on the market, however, modified cutouts should be reviewed by Spectrum to ensure clearance of brackets, keyboard slides, or other objects under the worksurface. Contact Spectrum to specify cutout size(s) and location(s).

Accessories (Available separately after initial configured purchase.)



Customized Logo Panel - 55389

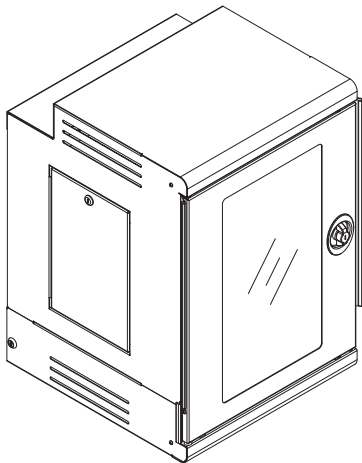
- Attaches to audience-side of lectern (panel removal required to install)
- 32.25"W [81.9 cm] x 11"H [27.9 cm]
- To get panel customized-contact Spectrum for details
- New logos require a first time logo charge
- Customer-installed



Flip-Up Shelf - 55333

- Shelf hinges lock into place in the upright position
- Shelf installed level with worksurface
- Customer-installed

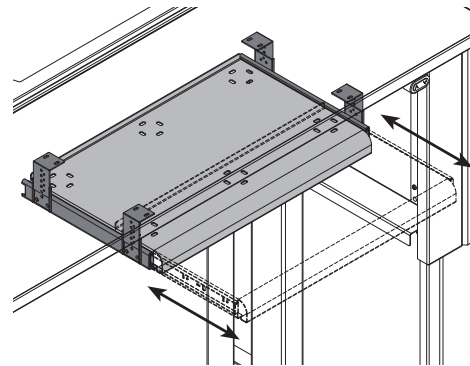
Weight capacity:	50 lb [22.7 kg]
Dimensions:	15.25"W [38.7 cm] x 12.5"D [31.8 cm] x 1"H [2.54 cm]
Unit weight:	20 lb [9.1 kg]



Rack Cabinet - 55297

- One rack cabinet attaches to the left or right side of the XRS Elite lectern
- Locking door can be flipped to be hinged left or right
- Locking side hatches
- Acrylic panel in door
- Customer-installed

Front rack rail:	14RU
Rear rack rail:	10RU
Dimensions:	20.6"W [52.3 cm] x 27.3"D [69.3 cm] x 28.8"H [73.2 cm]
Unit weight:	65 lb [29.5 kg]

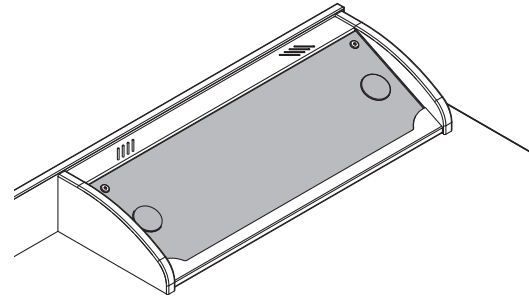
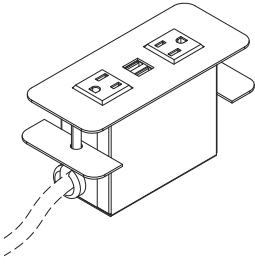


Keyboard Tray - 55334

- Installed in left or right position (opposite rack cabinet) using pre-drilled holes
- Wire management slots in tray
- Max 1 tray per Freedom XRS Elite
- Customer-installed

Slides:	Pull out 8" [20.3 cm]
Height-adjustability:	1" [2.54 cm] - 2.375" [6 cm]
Weight capacity:	25 lb [11.4 kg]
Dimensions:	20"W [50.8 cm] x 12.5"D [31.8 cm] x 4"H [10.2 cm]
Unit weight:	10 lb [4.54 kg]

Note: The keyboard tray protrudes 3.9" [10 cm] below the work-surface. If the lectern is used for ADA use, a higher adjusted worksurface is necessary to provide ADA leg clearance.



Cove Power Module - 99044

- Two power receptacles
- Two USB charge ports (not data-compatible)
- Thumbscrew clamps
- Requires worksurface cutout
- ETL listed
- Customer-installed

Cutout required:	5.25"W [13.3 cm] x 2"D [5.1 cm] (mounts to surface thicknesses up to 1.5")
Power cord:	9' [274 cm] with 90° flat plug with 45° rotation
Power receptacles:	12A, 120 VAC spill-resistant
USB charging ports:	2.1A (10.5W)
Dimensions:	6"W [15.2 cm] x 2.5"D [6.35 cm] x 3.18"H [8.1 cm]
Unit weight:	2.3 lb [1 kg]

Overbridge Insert Panel Blank - 96504
Overbridge Insert Panel with cutouts - 96504mod

- For overbridge version only
- Contact Spectrum to specify cutout size(s) and location(s)
- Overbridge not available separately
- Includes two 2" grommets with covers
- Customer-installed

See spectrumfurniture.com for the latest available flat panel monitor arms, and rack-mount accessories.

Warranty

WE WILL MAKE IT RIGHT FOR YOU!

Spectrum is committed to provide complete customer satisfaction. Each of our products is manufactured from the best materials available and each product is stringently monitored throughout the production process through our P.A.C.E. program (Product Assurance to meet Customer Expectations).

We expressly warrant that Spectrum products will be of good quality and workmanship and free from defect for the period set out in the warranty table below from the date of delivery. This warranty shall not apply to defects or damage resulting from misuse, abuse, neglect, improper care, modification or repair not authorized by Spectrum, or any other cause outside the control of Spectrum. Spectrum will, at its sole option, either repair or replace the defective product.

This warranty is exclusive; no other warranty, written or oral, is expressed or implied. This warranty is given by Spectrum to Buyer and to no other person or legal entity. No Spectrum dealer, distributor, agent or employee is authorized to make any modification or addition to this warranty.

NOTWITHSTANDING ANYTHING TO THE CONTRARY, SPECTRUM WILL NOT UNDER ANY CIRCUMSTANCES BE LIABLE FOR INDIRECT OR LIQUIDATED DAMAGES, INCLUDING CONSEQUENTIAL, INCIDENTAL AND SPECIAL DAMAGES. IN NO EVENT SHALL SPECTRUM'S LIABILITY, WHETHER UNDER CONTRACT OR WARRANTY, IN TORT OR OTHERWISE, EXCEED THE PURCHASE PRICE RECEIVED BY SPECTRUM FOR THE PRODUCT AT ISSUE AND "RECALL ACTION" EXPENSES. SPECTRUM SHALL NOT BE SUBJECT TO ANY OTHER OBLIGATIONS OR LIABILITIES, WHETHER ARISING OUT OF BREACH OF CONTRACT, WARRANTY, TORT (INCLUDING NEGLIGENCE AND STRICT LIABILITY) OR OTHER THEORIES OF LAW, WITH RESPECT TO PRODUCTS SOLD OR SERVICES RENDERED BY SPECTRUM, OR ANY UNDERTAKINGS, ACTS OR OMISSIONS RELATING THERETO.

Our Customer Service Department is ready to provide immediate attention to any questions, comments or concerns. They are available to answer your calls Monday through Friday from 7 am to 5 pm CST. In addition your product comments or concerns are welcome via e-mail at: spectrum@spectrumfurniture.com.

Warranty Table

effective 1/1/2015

Item	Warranty Period
Adjustable Crank / Electric Desk Legs	• 1 Year
Flat Panel Desk Gas Cylinders	
Chairs <ul style="list-style-type: none"> • Adjustable Height Chair Parts – including frames, gas cylinders, wood and plastic parts, control handles, casters • Adjustable Height Chair Upholstery • In-Stock Upholstery • Graded-In Fabrics and Customer Owned Material 	<ul style="list-style-type: none"> • 7 Years • 2 Years • 2 Years • No Warranty
Height Adjustable Columns and Lifts	• 1 Year
General Use Casters	
Electrical (including timers and LINAK actuators)	• 2 Years
Keyboard / Mouse Trays	• 1 Year
Flat Panel Monitor Arms <ul style="list-style-type: none"> • Flat Panel Monitor Arm – General Parts • Flat Panel Monitor Arm – Gas Cylinders 	<ul style="list-style-type: none"> • 5 Years • 2 Years
Desks and Lecterns <ul style="list-style-type: none"> • Computer Desk Chassis • Cart Chassis • Lectern Chassis 	• 10 Years

