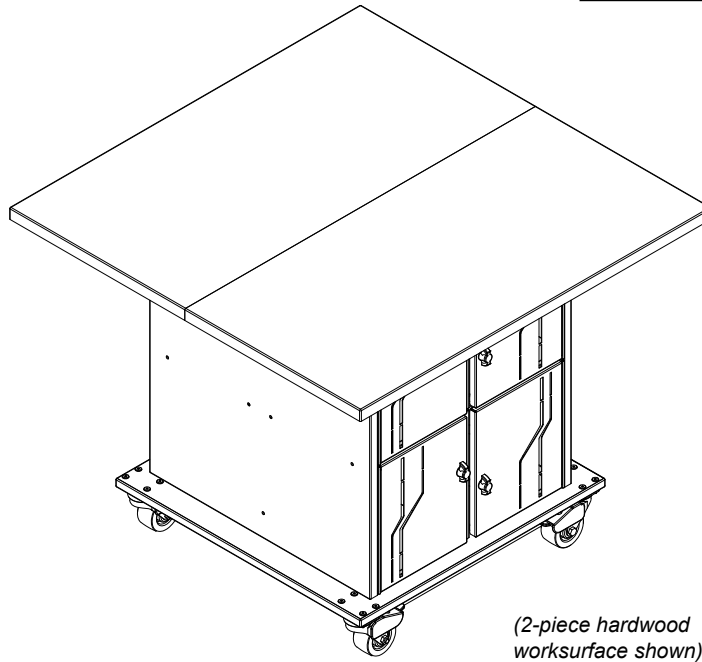


Technical Specifications

LT48 w/ Hardwood worksurface	24019
LT48 w/ Dry erase laminate worksurface	24020



Enhance your classroom environment, makerspace, fab lab, or science lab with the LT48 Lab Table. This versatile table ensures the organization and security of learning tools, offering mobility and flexibility to accommodate various lessons and spaces. The spacious worksurface facilitates group discussions and projects, making it an ideal addition to any educational setting.

Features and Benefits

- 48"W x 48"D x 38"H
- Seats up to 8 people
- 8 secure storage compartments with locking doors
- Locking Heavy duty casters provide mobility
- Scratch and impact-resistant high-pressure laminate worksurface
- Worksurface braces provide strength and stability
- Warranted to be free of all defects in materials and workmanship for 10 years
- Designed and assembled in Chippewa Falls, WI, USA

Construction

- The laminate worksurface is constructed from 1" thick NAF (no added formaldehyde) composite board with .030" [.762mm] high-pressure laminate on one face, and balancing black laminate on the opposing face
- Laminate worksurface edges are covered with vinyl edgeband
- Hardwood worksurface is constructed from 1.375" thick beech
- Metal components consist of 12 and 16-gauge steel
- All metal components are finished with a scratch-resistant powder coat epoxy
- Table ships in two boxes with cabinet base pre-assembled. Customer installs worksurface

Specifications

Overall dimensions (nominal)	48"W [121.92 cm] x 48"D [121.92 cm] x 38"H [96.52 cm]
Locking storage cubby internal dimensions (nominal)	14.335"W [36.41 cm] x 15.202"H [38.61 cm] x 14.395"D [36.56 cm]
Locking 4" Heavy duty casters	Weight capacity 300 lb [136 kg] each
Certifications / Compliance	Meets or exceeds applicable ANSI-BIFMA test standards
Shipping	2 boxes
Unit weight (nominal)	N/A
Shipping weight (nominal)	N/A

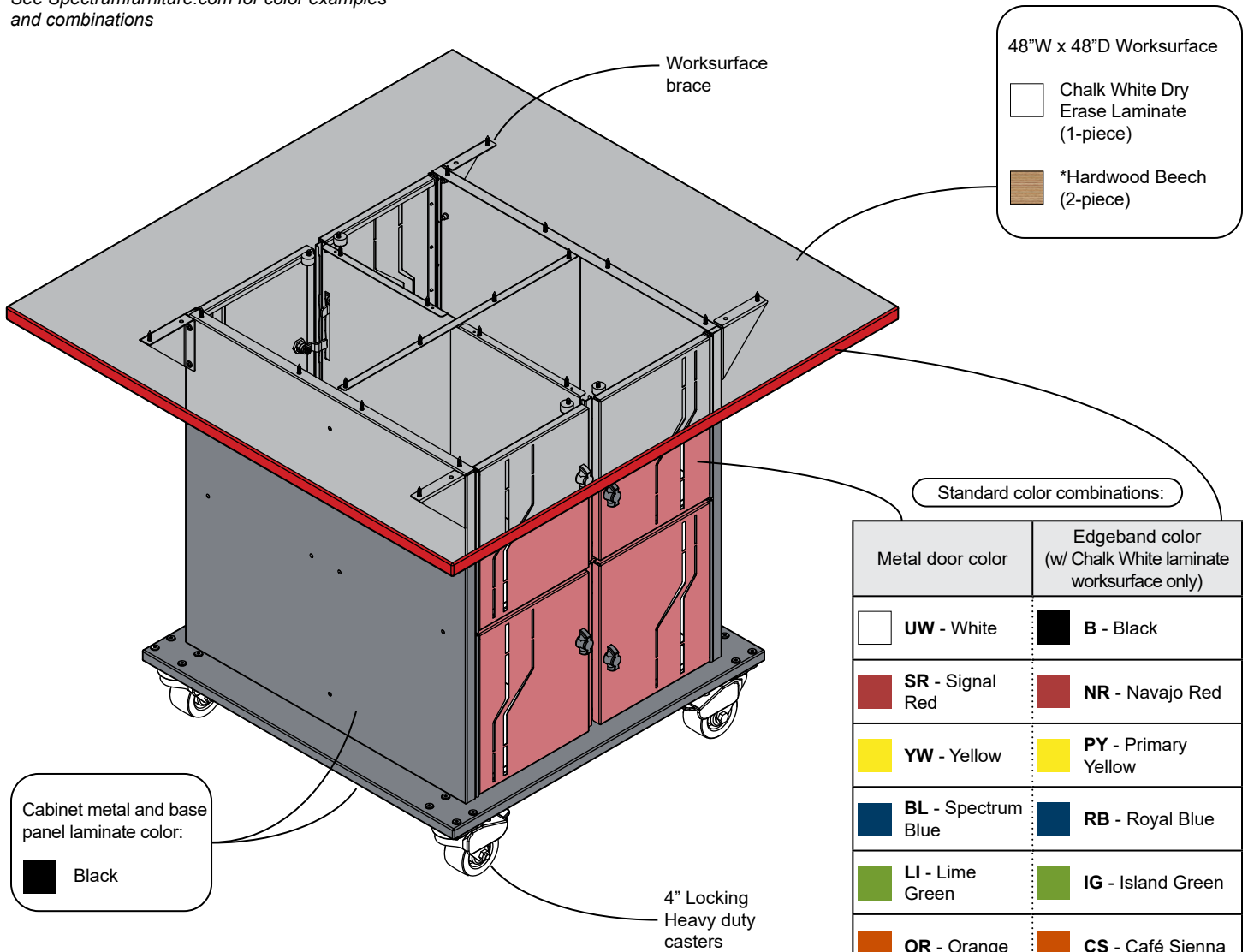
Specifications subject to change without notice

Color Options

Available in Spectrum Expressions colors.
See spectrumfurniture.com for complete color information.

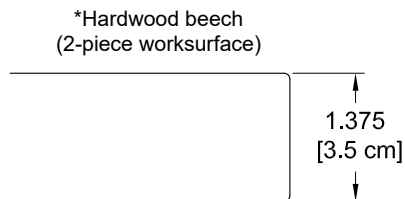
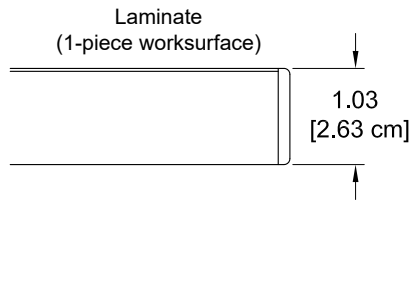
Color options

See Spectrumfurniture.com for color examples and combinations

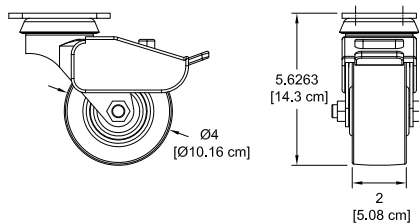
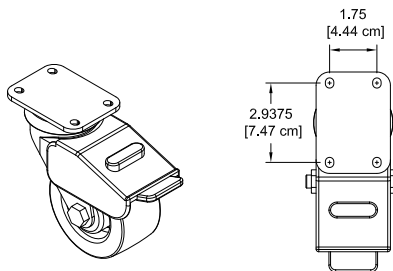


Metal door color	Edgeband color (w/ Chalk White laminate worksurface only)
UW - White	B - Black
SR - Signal Red	NR - Navajo Red
YW - Yellow	PY - Primary Yellow
BL - Spectrum Blue	RB - Royal Blue
LI - Lime Green	IG - Island Green
OR - Orange	CS - Café Sienna
WG - Warm Gray	SN - Silver Northsea
B - Black	B - Black

Worksurface edge

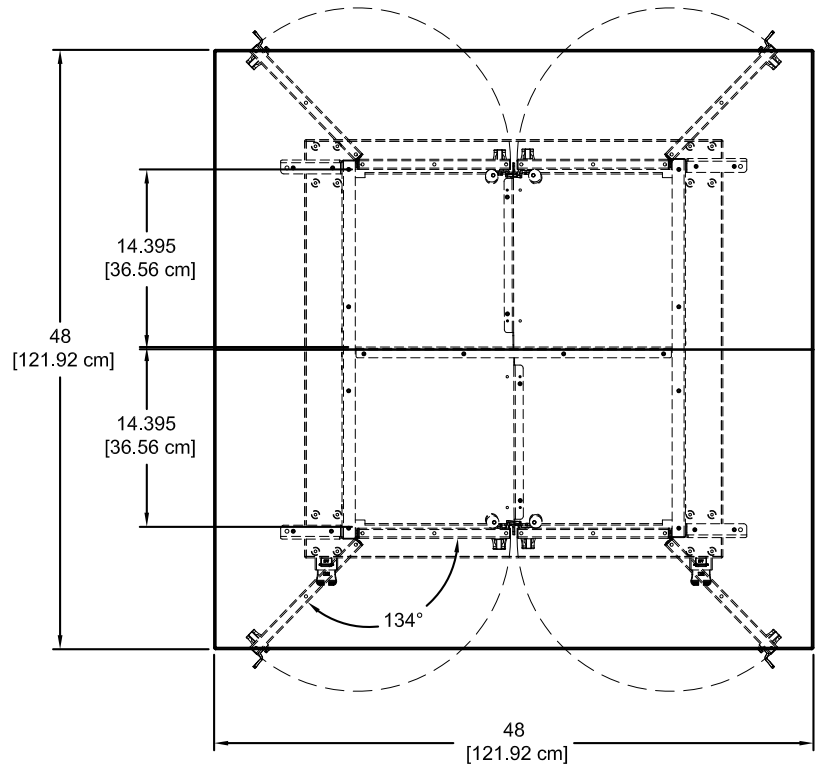
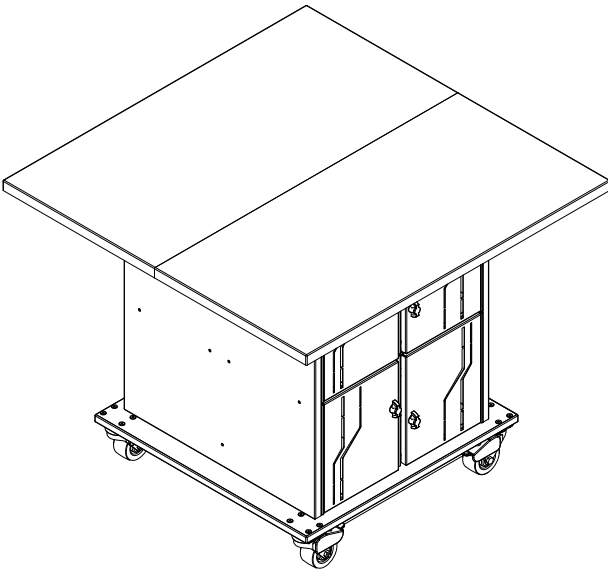


Heavy duty casters

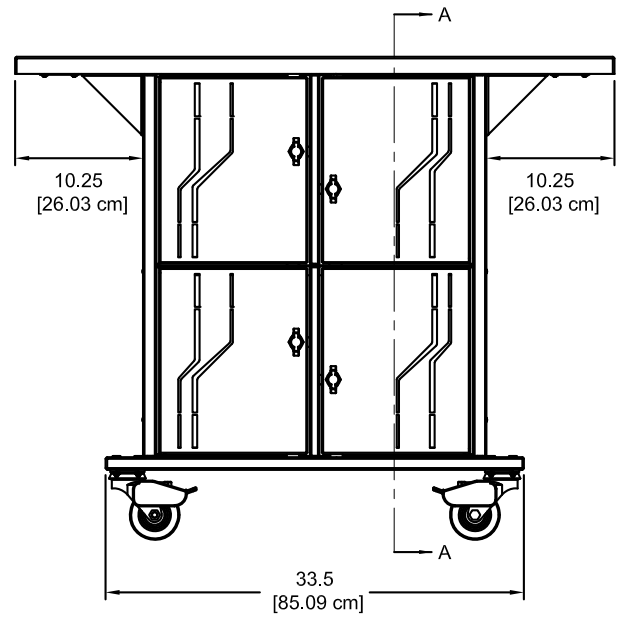
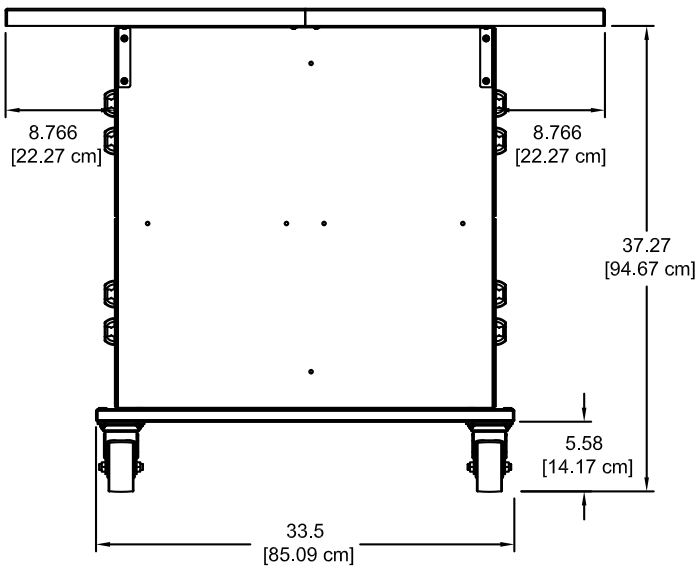


*(Hardwood worksurface not SCS certified)

LT48
Fab Lab Table

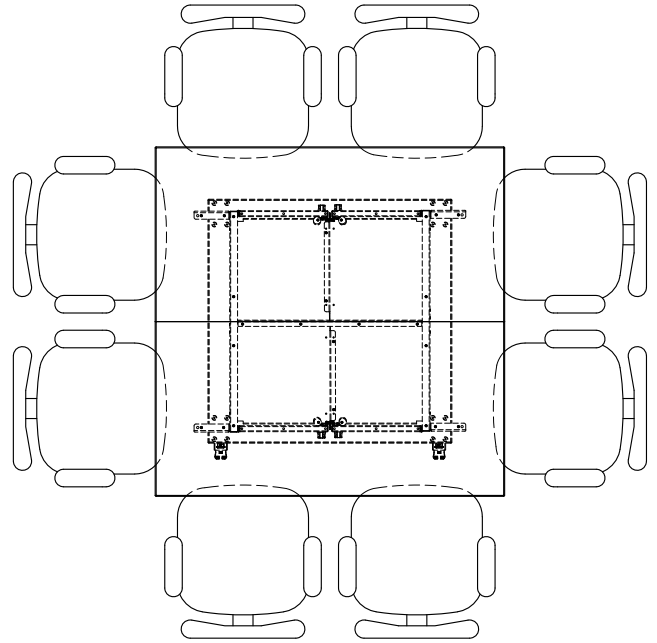
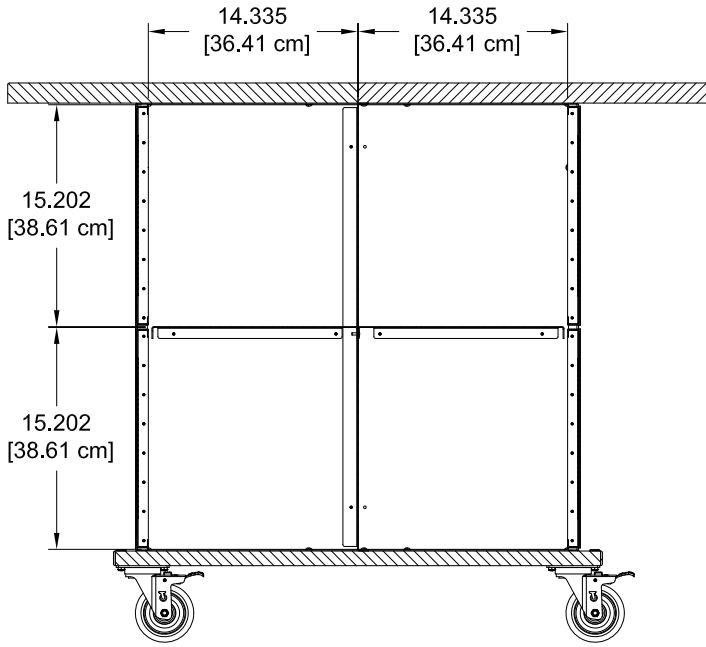


LT48 w/ Hardwood worksurface	24019
LT48 w/ Dry erase laminate worksurface	24020



(2-piece hardwood worksurface shown)

Section View A-A



See [spectrumfurniture.com](https://www.spectrumfurniture.com) for the latest accessories and detailed warranty information.

Warranty

We will make it right for you!

Thanks for choosing Spectrum! Spectrum is committed to provide complete customer satisfaction. Each of our products is manufactured from the best materials available and each product is stringently monitored throughout the production process through our P.A.C.E. program (Product Assurance to meet Customer Expectations).

We expressly warrant that Spectrum products will be of good quality and workmanship and free from defect for the period set out in the warranty from the date of delivery.

For a listing of all product specific warranty terms please visit our website at:

<https://www.spectrumfurniture.com/en/resources/purchasing-terms-warranty>

1-800-235-1262

Toll-free HELPLINE

spectrum@spectrumfurniture.com